



Boston Public Library: Lynda

<https://www.lynda.com/portal/sip?org=bpl.org>

Gain access to video courses in business, software, technology, and creative skills and expert teachers with your library card.

The screenshot shows the Boston Public Library website. At the top right, there is a navigation bar with a 'Log In / My BPL' link circled in red. Below the navigation bar is a search bar with the text 'Search the Catalog by Keyword'. A red arrow points from the 'Log In / My BPL' link down to a magnified view of the login form.

Featured

SUMMER READING

★ ★

Summer Reading Activities, Reading Lists & More!

Summer Reading officially starts on July 1! Find events for all ages, booklists, and more on our Summer Reading page bpl.org/summer.

Event Spotlight

- Museum of Science-Reptiles! »
Jun 26, 2:00pm
[Faneuil](#)
- Drop-in Homework Help Interviews »
Jun 26, 3:30pm
[Central Library in Copley Square](#)
- Job Interview Preparation Workshop »
Jun 28, 11:00am
[Central Library in Copley Square](#)
- PirateBox Maker Camp »
Jun 28, 12:00pm
[Central Library in Copley Square](#)

[View All >](#)

Explore the home page. Click on **Log In** and enter your library card number and PIN.

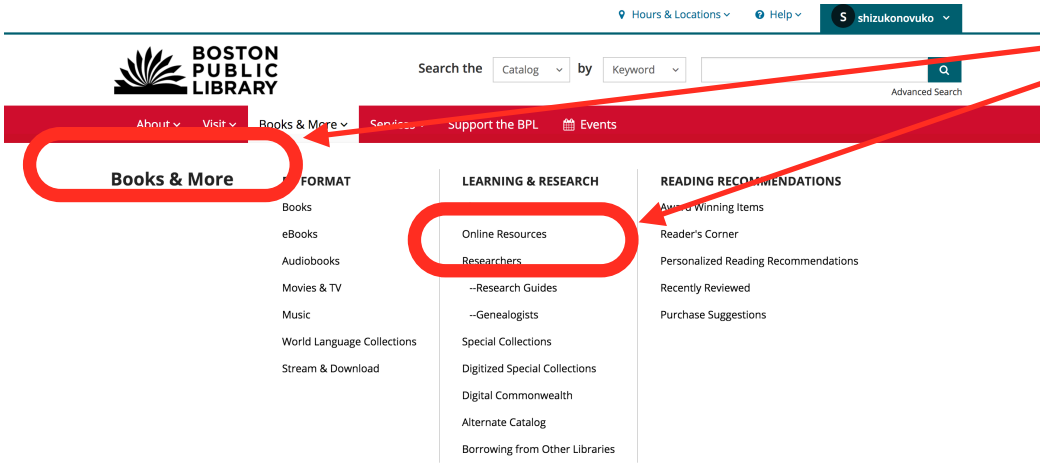
Log In ⓘ

Username or Library Card Number :

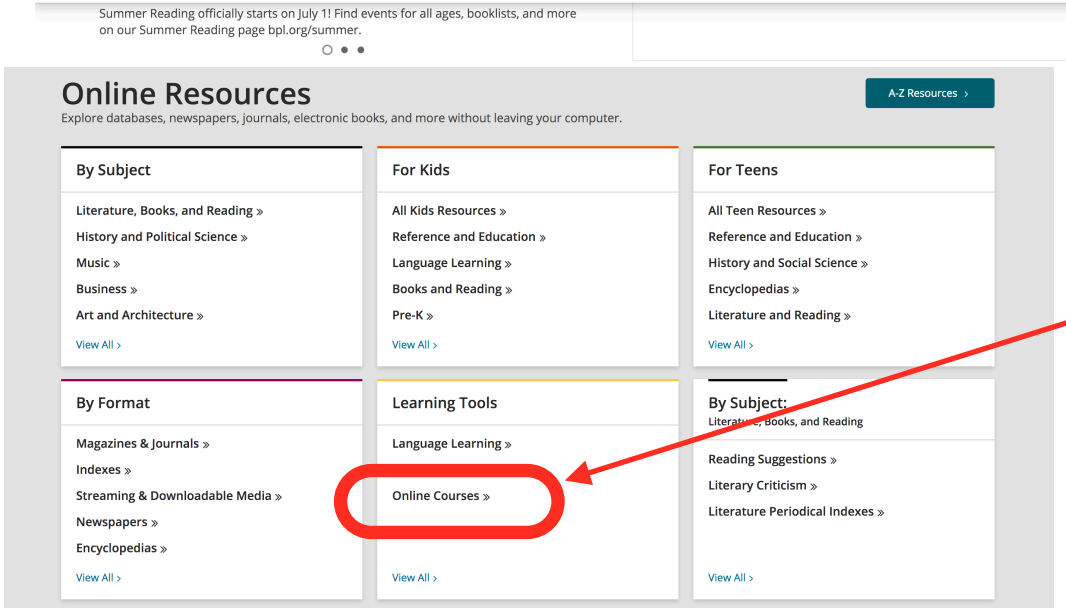
PIN :

[Forgot your PIN?](#)

Remember me on this device

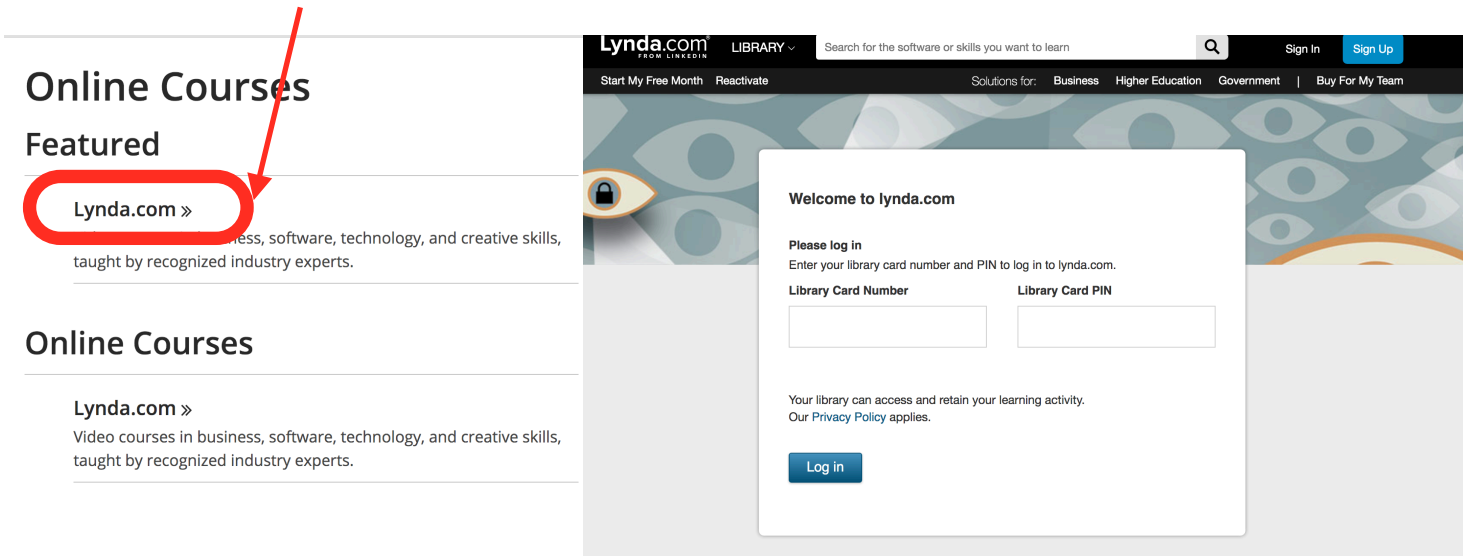


Select Books & More, and then open Online Resources.



In By Format, select Online Courses.

Select [lynda.com](https://www.lynda.com) and enter your library card number and PIN.



Welcome to lynda.com!

Have you had a lynda.com account before?

[I've had an account](#)

[No, I've never had an account](#)

Why we're asking

You can bring your course history, playlists, certificates of completion, and bookmarks to your new lynda.com profile.

On the next page, just enter the user name and password for your previous account, and we'll transfer that history to your new profile.

Create your lynda.com profile

First name

Last name

Email

[Save](#) [Go back](#)

Your organization can access and retain your learning activity. Our [Privacy Policy](#) applies.

Select **I've had an account** if you have had a Lynda account before to get your saved courses.

If this is your first time using Lynda, select **No, I've never had an account**. Enter your first name, last name,

Continue watching your courses.

Search for a course or skill here.

Select a course here.

Lynda.com FROM LINKEDIN LIBRARY Hi Samantha

Continue Watching

Watch your first course.
Resume your course from here.

My Playlists See All

My Playlists is empty.
Add courses by clicking the + to save and watch later.

My playlist
0 Items

Popular Learning Paths See All

- Become a Digital Marketer
- Become a Network Administrator
- Become a 2D Digital Animator
- Become a Digital Illustrator
- Become a Graphic Designer
- Become a User Experience Designer

Popular Subjects See All

- Business
- Design
- Developer
- IT
- Marketing
- Web

New **Popular** Popular at Your Organization

All Business Design Developer IT Marketing Web Photography Video Audio + Music ...

	Jan	Feb
3		
4	Sales \$ 120.0	\$ 180
5	Expenses 100.0	110
6	Profits \$ 20.0	\$ 70

Excel 2016 Essential Training with Dennis Taylor
Learn how to enter and organize data, create formulas and functions, build charts and PivotTables, and use other powerful Excel 2016...
8h 53m Beginner Views: 9,080,445

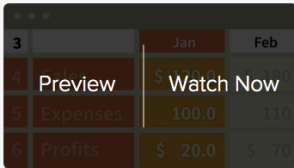
Project Management Foundations with Bonnie Biafore
Learn project management techniques to effectively manage simple

Save your courses here.

You can preview a course, watch a course, like or dislike a course, or add a course to your playlist to watch later.

New **Popular** Popular at Your Organization

All Business Design Developer IT Marketing Web Photography Video Audio + Music ...



Excel 2016 Essential Training with Dennis Taylor

Learn how to enter and organize data, create formulas and functions, build charts and PivotTables, and use other powerful Excel 2016...



8h 53m ■■■ Beginner Views: 9,080,445

You can also click on notebook to write notes while you are watching the video.

If you click on a course, you go to specific part of the video by selecting a section in contents.

Business > Student Tools
Excel 2016 Essential Training

Contents **Notebook**

Write your note...

Getting Started with Notes

Type in the entry box, then click Enter to save your note.

Click on any video thumbnail to jump immediately to the timecode shown.

Notes are saved with your account and can also be exported as plain text, MS Word, PDF, Google Doc, or Evernote.

Power Tips

- Notes are ideal for summarizing ideas or marking points that you want to follow up on later.
- You can create line breaks within a note by pressing Shift+Enter.

Business > Student Tools
Excel 2016 Essential Training

Layout + Add to Playlist Share ...

Contents **Notebook**

Search This Course

- Introduction
 - Welcome 38s
 - Using the exercise files 24s
- 1. Getting Started with Excel
 - What is Excel used for? 2m 14s
 - Using the menu system 5m 50s
 - Using the Quick Access Toolbar 6m 49s
 - Understanding workbooks and worksheets 4m 45s
 - Using the Formula bar 1m 37s
 - Using the Status bar 5m 20s
 - Using navigation tools 3m 24s

Course Feedback

3 4 5 6

	Jan	Feb
Sales	\$ 120.0	\$ 180
Expenses	100.0	110
Profits	\$ 20.0	\$ 70

Watch Now

Overview Transcript View Offline Exercise Files

Author Dennis Taylor

Released 9/22/2015

Start mastering Excel, the world's most popular and powerful spreadsheet program, with Excel expert Dennis Taylor. Learn how to best enter and organize data, perform calculations with simple functions, work with multiple worksheets, format the appearance of your data and cells, and build charts and PivotTables. Other lessons cover the powerful IF, VLOOKUP, and COUNTIF family of functions.

Skill Level: **Beginner**

Duration: **8h 53m**

You now have access to 1 000s of incredible courses! Enjoy!