



Biblioteca Pública de Boston: Lynda

<https://www.lynda.com/portal/sip?org=bpl.org>

Obtenha acesso a cursos de vídeo em negócios, software, tecnologia e habilidades criativas e professores especialistas com seu cartão de biblioteca.

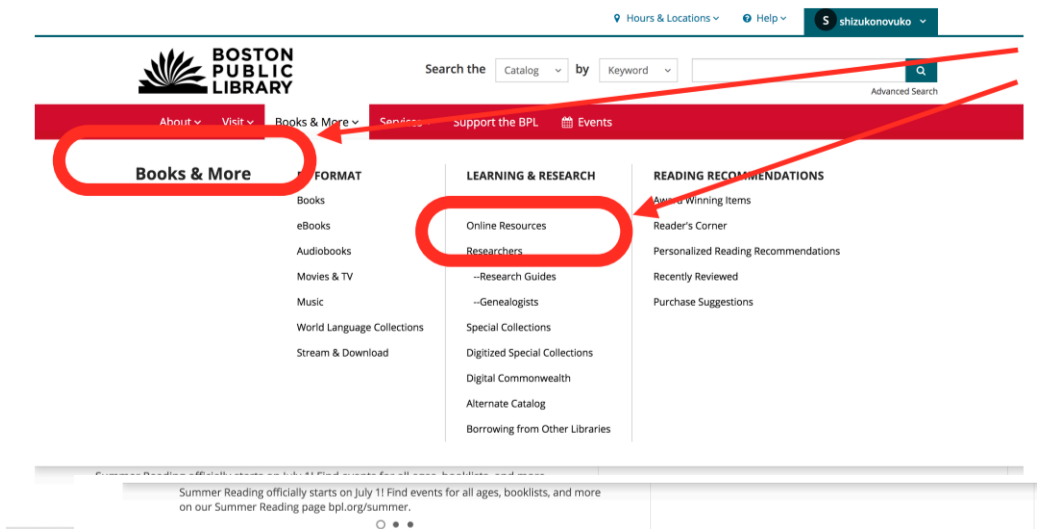
The screenshot shows the Boston Public Library website. At the top right, there is a navigation bar with a 'Log In / My BPL' button circled in red. Below the navigation bar is a search bar with the text 'Search the Catalog by Keyword'. The main content area features a 'Featured' section for 'SUMMER READING' and an 'Event Spotlight' section with several events listed, including 'Museum of Science-Reptiles!', 'Job Interview Preparation Workshop', 'Drop-in Homework Help Interviews', and 'PirateBox Maker Camp'.

Explore a página inicial.

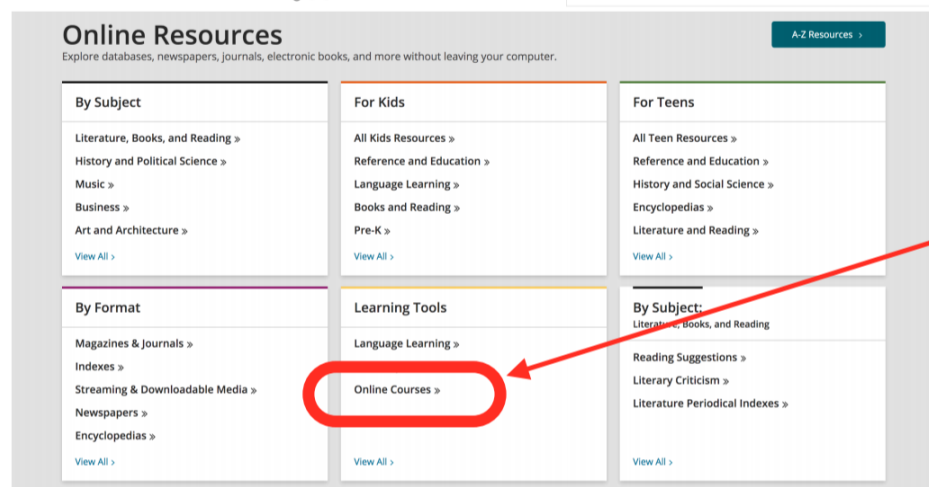
Clique no **Login** e entre o número do seu cartão de biblioteca e PIN.

The login form contains the following fields and options:

- Log In** (with a plus icon)
- Username or Library Card Number :**
- PIN :**
- [Forgot your PIN?](#)
- Remember me on this device
- Log In** (button)

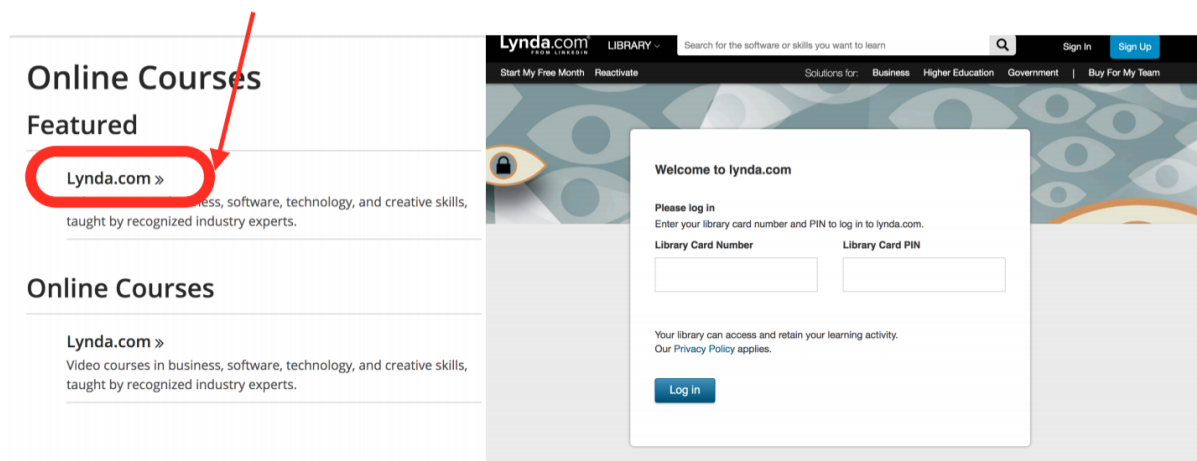


Selecione Books & More e em seguida, abrir Online Resources.



Em By Format, selecione Online Courses.

Selecione lynda.com e entre com seu número de cartão da biblioteca e PIN.



Selecione **I've had an account** se você já teve uma conta Lynda antes para obter seus cursos salvos.

Welcome to lynda.com!

Have you had a lynda.com account before?

[I've had an account](#)

[No, I've never had an account](#)

Why we're asking

You can bring your course history, playlists, certificates of completion, and bookmarks to your new lynda.com profile.

On the next page, just enter the user name and password for your previous account, and we'll transfer that history to your new profile.

Create your lynda.com profile

First name Last name

Email

[Save](#) [Go back](#)

Your organization can access and retain your learning activity. Our [Privacy Policy](#) applies.

Se esta é a sua primeira vez usando Lynda, selecione **No, I've never had an account**. Entre com seu primeiro nome e sobrenome

Continue assistindo seus cursos. Procure um curso ou habilidade aqui. Selecione um curso aqui.

Lynda.com LIBRARY Search for the software or skills you want to learn Hi Samantha

Continue Watching

Watch your first course. Resume your course from here.

My Playlists See All

My Playlists is empty. Add courses by clicking the + to save and watch later.

My playlist 0 items

Popular Learning Paths

- Become a Digital Marketer
- Become a Network Administrator
- Become a 2D Digital Animator
- Become a Digital Illustrator
- Become a Graphic Designer
- Become a User Experience Designer

Popular Subjects See All

- Business
- Design
- Developer
- IT
- Marketing
- Web

New **Popular** Popular at Your Organization

All Business Design Developer IT Marketing Web Photography Video Audio + Music ...

	Jan	Feb
Sales	\$ 120.0	\$ 180
Expenses	100.0	110
Profits	\$ 20.0	\$ 70

Excel 2016 Essential Training with Dennis Taylor

Learn how to enter and organize data, create formulas and functions, build charts and PivotTables, and use other powerful Excel 2016... 8h 53m Beginner Views: 9,080,445

Project Management Foundations with Bonnie Biafore

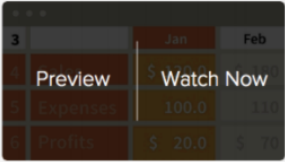
Learn project management techniques to effectively manage simple

Save your courses here.

Você pode visualizar um curso, assistir a um curso, gostar ou não de um curso, ou adicionar um curso à sua lista de reprodução para assistir mais tarde.

New **Popular** Popular at Your Organization



All Business Design Developer IT Marketing Web Photography Video Audio + Music ...



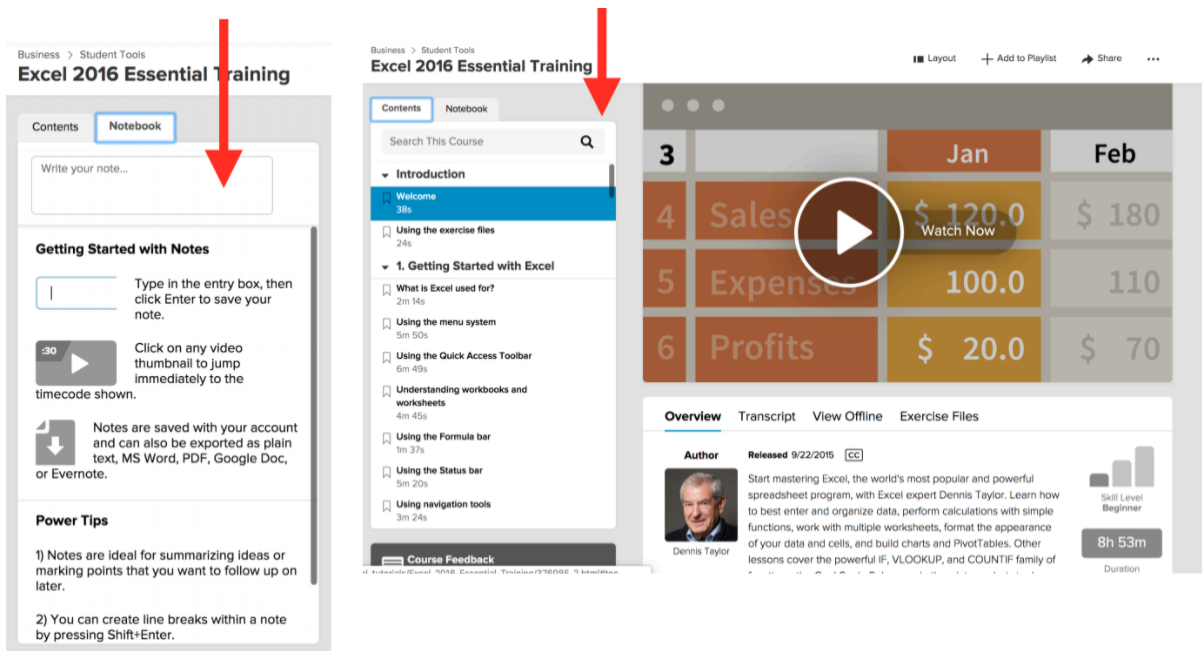
Excel 2016 Essential Training with Dennis Taylor

Learn how to enter and organize data, create formulas and functions, build charts and PivotTables, and use other powerful Excel 2016...

8h 53m ■ Beginner Views: 9,080,445

Você também pode clicar no notebook para escrever notas enquanto estiver assistindo o vídeo (à esquerda).
Se você clicar em um curso, você vai para a parte específica do vídeo selecionando uma seção no conteúdo (à direita).



The screenshot shows the course interface for 'Excel 2016 Essential Training'. On the left, the 'Notebook' tab is active, showing a text input field and instructions for writing notes. On the right, the 'Contents' menu is open, listing various sections of the course. A red arrow points to the 'Notebook' tab, and another red arrow points to the 'Contents' menu. The main video player area shows a thumbnail of an Excel spreadsheet with a play button overlay.

	Jan	Feb
3		
4 Sales	\$ 120.0	\$ 180
5 Expenses	100.0	110
6 Profits	\$ 20.0	\$ 70

Agora você tem acesso a 1000 de cursos incríveis! Desfrute!