



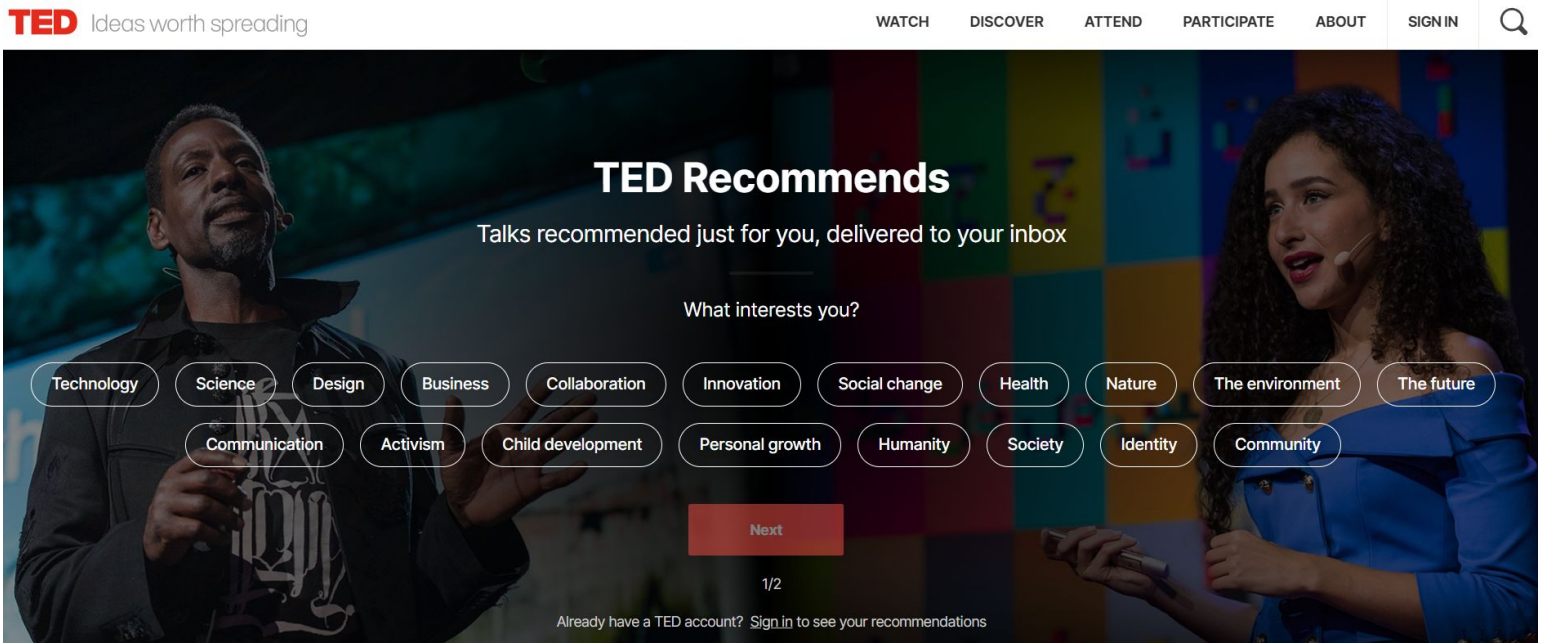
<https://www.ted.com/>

How to watch educational videos on TED

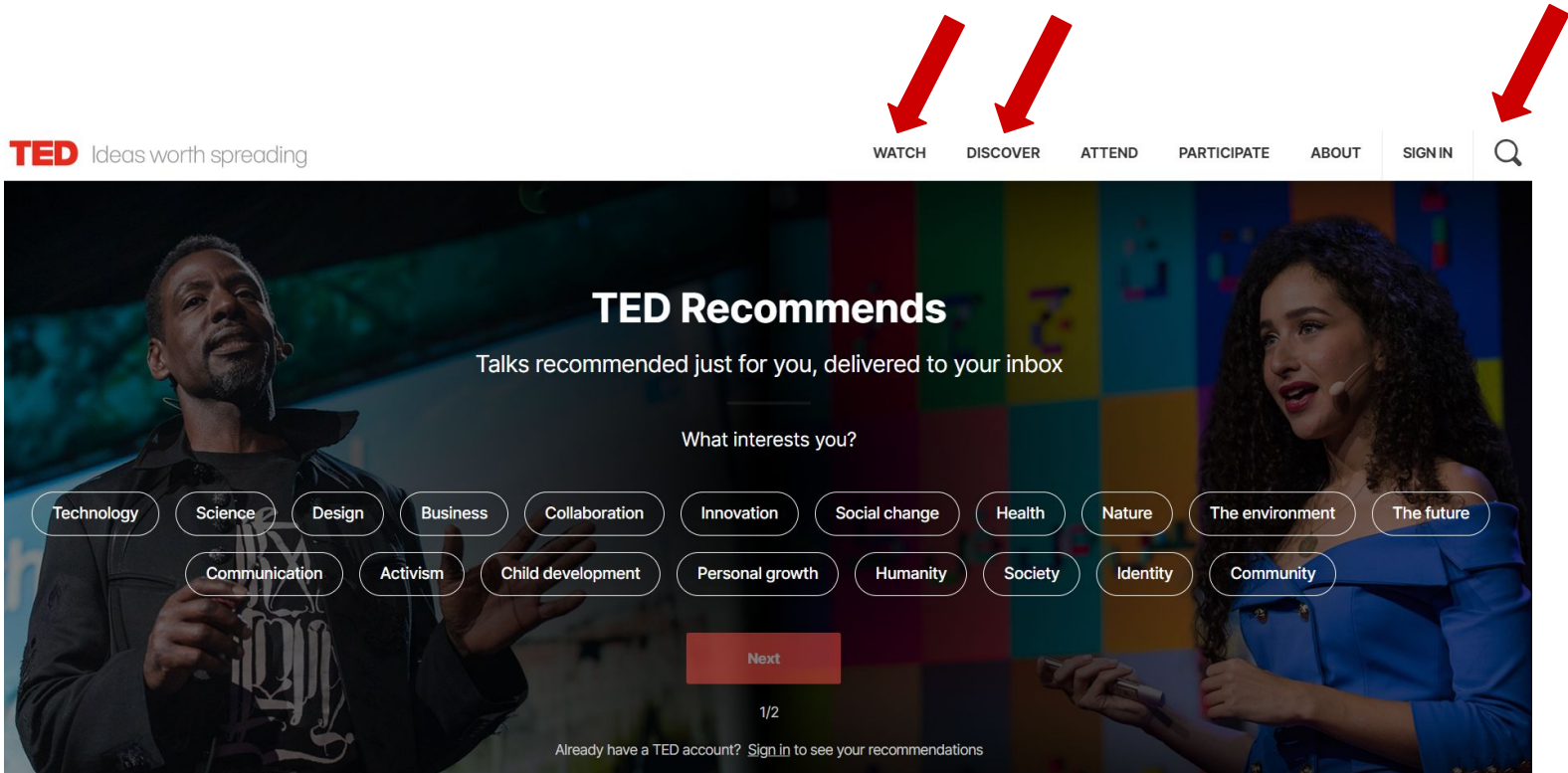
TED is a nonprofit devoted to spreading ideas, usually in the form of short, powerful talks (18 minutes or less). These talks are free to watch and cover a wide range of topics.

Instructions

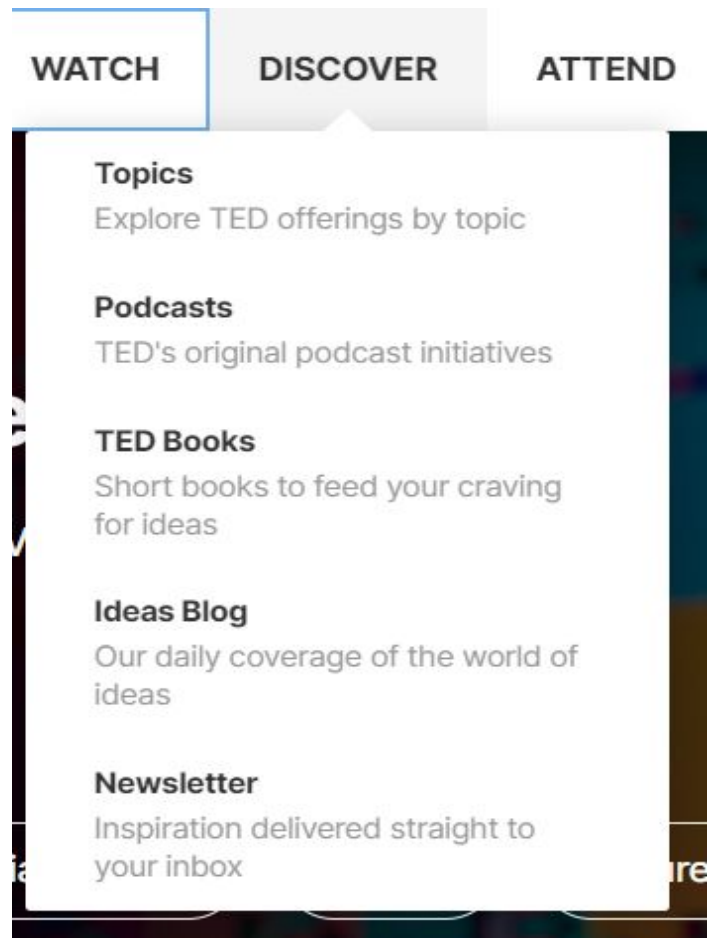
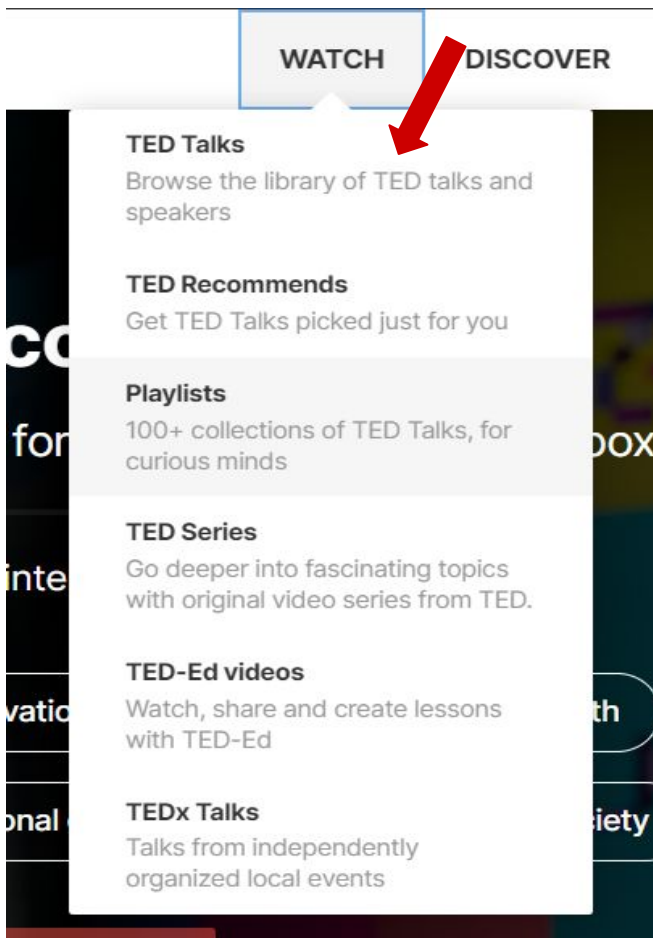
1. Open your internet browser (i.e. Chrome, Internet Explorer, Safari, etc.) and browse to www.ted.com



2. Search for an item or browse via the “Watch” or “Discover” drop-downs



2a. The “Watch” and “Discover” drop-downs give you many options to browse through available TED videos. Clicking the “TED Talks” option will let you perform a tailored search.



3. After you've clicked "Watch" and then "TED Talks", you will be able to search by topic, language, and duration

3400+ talks to stir your curiosity

Find just the right one

Search talks... Topics Languages Duration More

Sort by: Newest

- Jacob Collier**
Spectacular, glorious, musical wizardry
Posted Apr 2020
- Ebony Roberts and Shaka Senghor**
How to co-parent as allies, not adversaries
Posted Apr 2020
- Alex Rosenthal**
The Gauntlet | Think Like A Coder, Ep 8
Posted Apr 2020
- Heather C. McGhee**
Racism has a cost for everyone
Posted Apr 2020
- Nadiya Mason**
How to spark your curiosity, scientifically
Posted Apr 2020
- George Zaidan**
The bug that poops candy
Posted Apr 2020

4. Then, select a video. Please see below for available options while watching a video.

If you have an account, "Add to list" and "Like" will add the video to saved lists you can view later

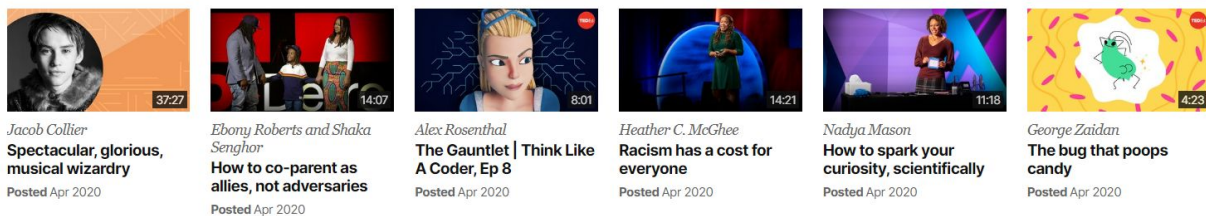
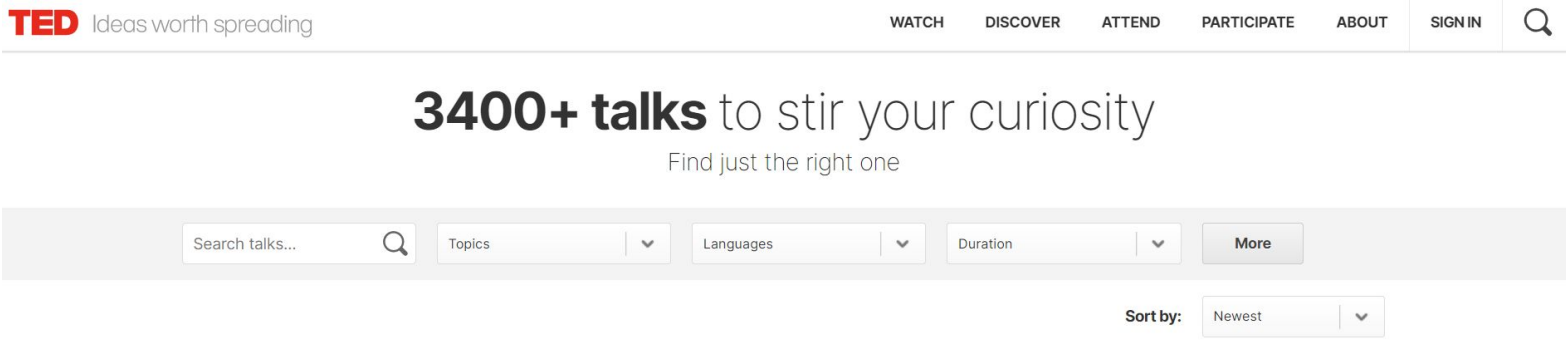
The screenshot shows a TED video player for the talk "Creative ways to get kids to thrive in school" by Olympia Della Flora. The interface includes a navigation bar at the top with "WATCH", "DISCOVER", "ATTEND", "PARTICIPATE", "ABOUT", and "SIGN IN". The video player itself has a play button, a progress bar, and a timestamp of 11:34. To the right of the video is a sidebar with "Share", "Add to list", "Like", and "Recommend" options. Below the video player are four tabs: "Details", "Transcript", "Reading List", and "Comments (42)". To the right of the video player is a "What inspires you?" section with various interest tags like "Inspiration or motivation" and "Technology". Below this is a "Watch next" section with video thumbnails.

Start / stop

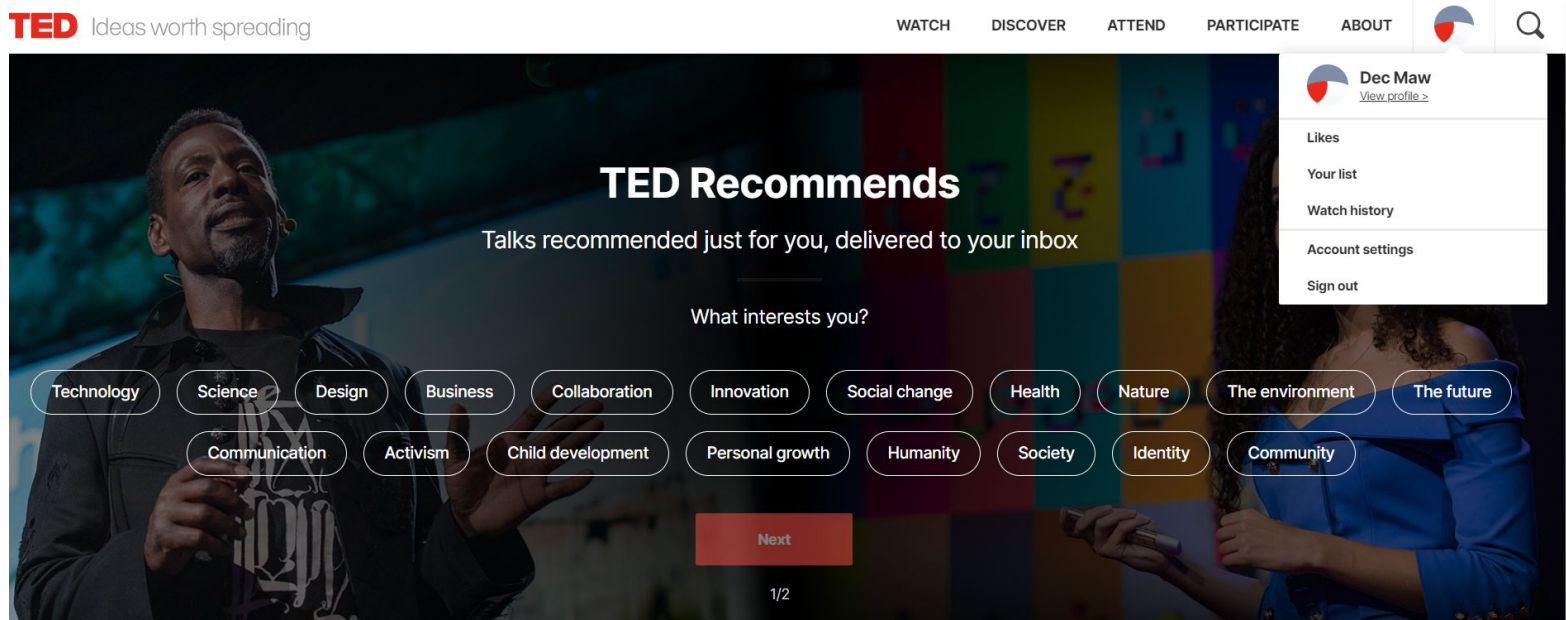
Adjust volume

Turn subtitles on / off

5. To create an account, click sign in in the top right hand corner. This will allow to track what videos you have watched and save videos for later. Please follow the prompts to enter your email and create a password.



6. Once you have an account, click the icon in the top right to see your “Likes” and “Your List.” Click these to view videos you have liked or added to your list.



7. Congratulations! You are now ready to browse TED and watch free videos on your schedule.