

<https://www.languagepod101.com/>

LanguagePod101

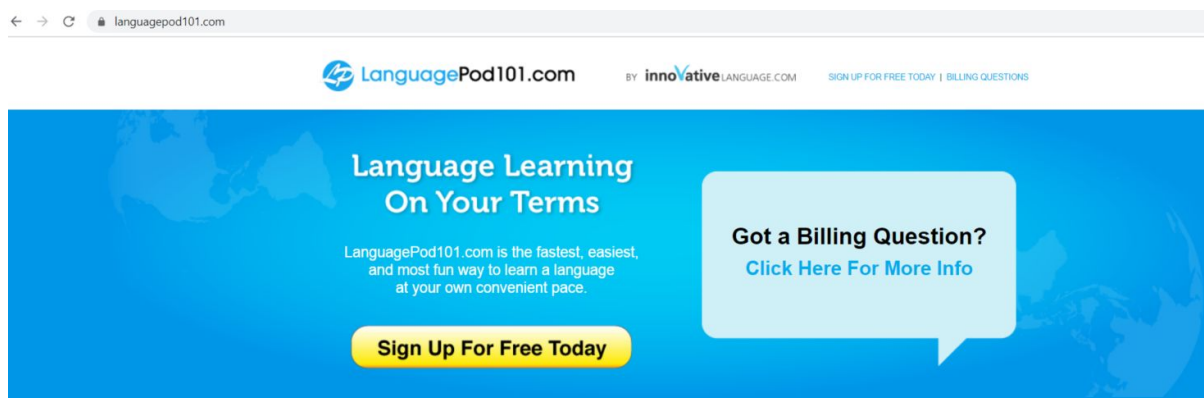
Description of Website

LanguagePod101 is a website where you can learn different languages. The following tutorial provides directions for setting up an account to learn English.

Note: The directions below are to sign up for a free account. A free account will give you access to many lessons, but not all. When you sign up you will get a 7-day free trial of premium access. If you do not upgrade after the 7 days have ended, you will still have access to some free lessons. At no point during this tutorial will you need to provide credit card information.

Instructions

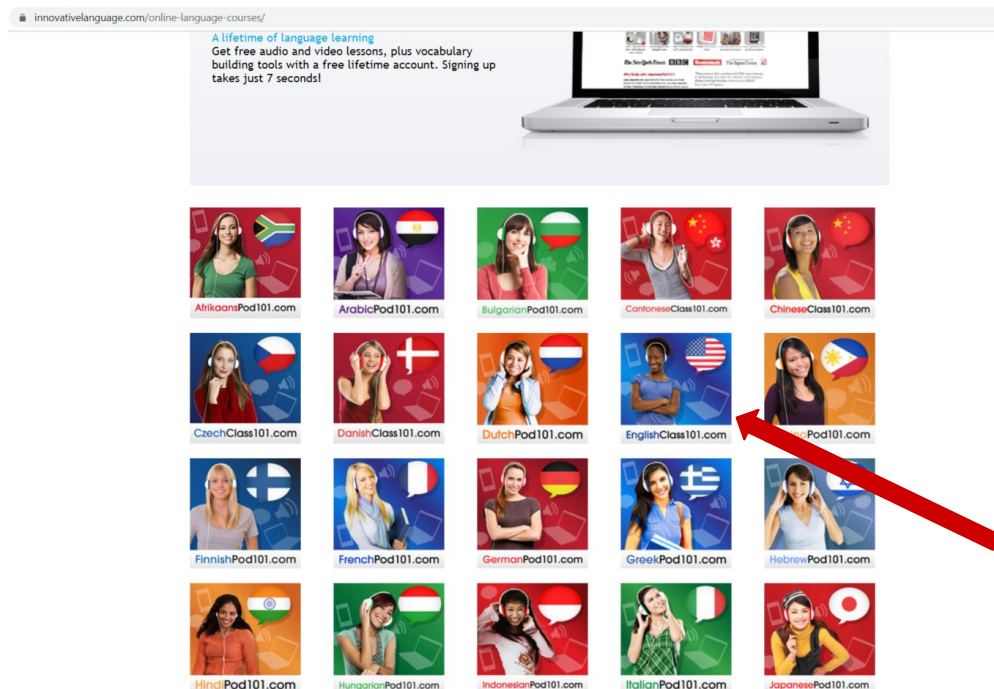
- Open your internet browser (for example: Google Chrome or Mozilla Firefox) and go to <https://www.languagepod101.com/>.



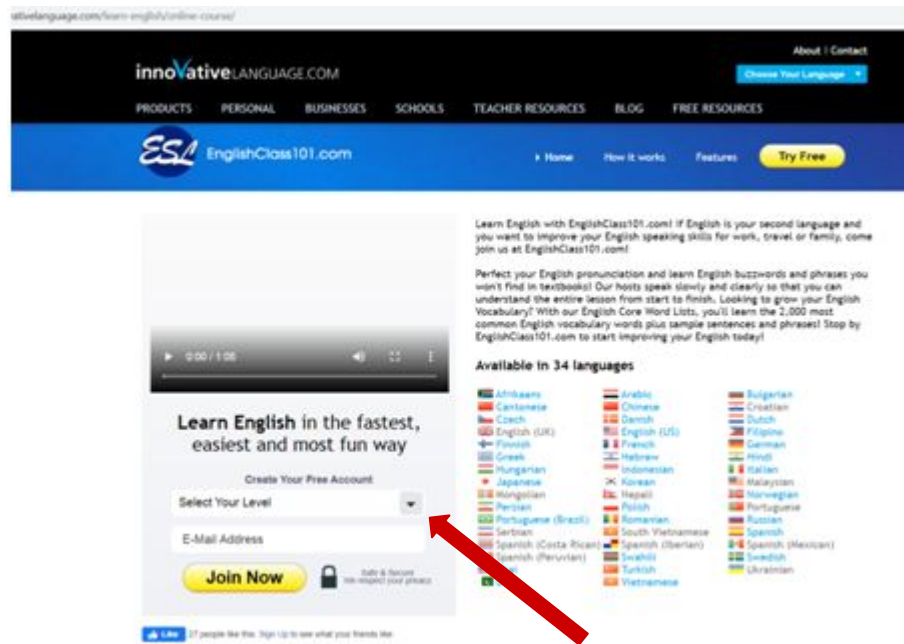
- Click on “Sign Up for Free Today”.



- Scroll down on the page and select “EnglishClass101.com”



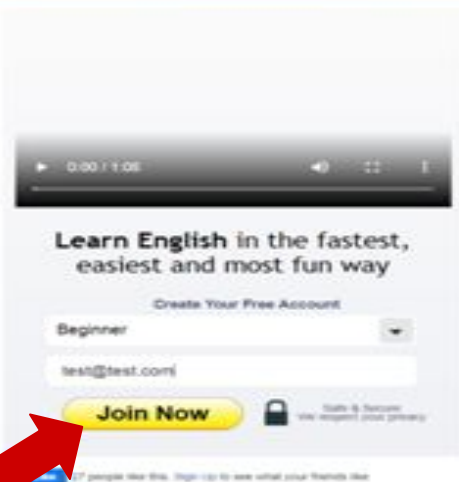
- Click on the arrow where it says **“Select Your Level”** and choose the level that best matches how much English you know.



- If you have know very little English, click on **“Absolute Beginner.”**
- f you know some English, click on **“Beginner”** or **“Intermediate.”**
- If your English language skills are more advanced, click on **“Upper Intermediate”** or **“Advanced”**.



- Enter your email address where it says “E-mail Address.”



Learn English with EnglishClass101.com! If English is your second language and you want to improve your English speaking skills for work, travel or family, come join us at EnglishClass101.com!

Perfect your English pronunciation and learn English buzzwords and phrases you won't find in textbooks! Our hosts speak slowly and clearly so that you can understand the entire lesson from start to finish. Looking to grow your English Vocabulary? With our English Core Word Lists, you'll learn the 2,000 most common English vocabulary words plus sample sentences and phrases! Stop by EnglishClass101.com to start improving your English today!

Available in 34 languages

Afrikaans	Arabic	Bulgarian
Cambodian	Chinese	Croatian
Czech	Danish	Dutch
English (UK)	English (US)	Filipino
French	French	German
Greek	Hebrew	Hindi
Hungarian	Indonesian	Italian
Japanese	Korean	Malaysian
Mongolian	Nepali	Norwegian
Persian	Polish	Portuguese
Portuguese (Brazil)	Romanian	Russian
Serbian	South Vietnamese	Spanish
Spanish (Costa Rican)	Spanish (Berlin)	Spanish (Mexican)
Spanish (Peruvian)	Swedish	Swedish
Thai	Turkish	Ukrainian
Urdu	Vietnamese	

- Click “Join Now”.



Learn English with EnglishClass101.com! If English is your second language and you want to improve your English speaking skills for work, travel or family, come join us at EnglishClass101.com!

Perfect your English pronunciation and learn English buzzwords and phrases you won't find in textbooks! Our hosts speak slowly and clearly so that you can understand the entire lesson from start to finish. Looking to grow your English Vocabulary? With our English Core Word Lists, you'll learn the 2,000 most common English vocabulary words plus sample sentences and phrases! Stop by EnglishClass101.com to start improving your English today!

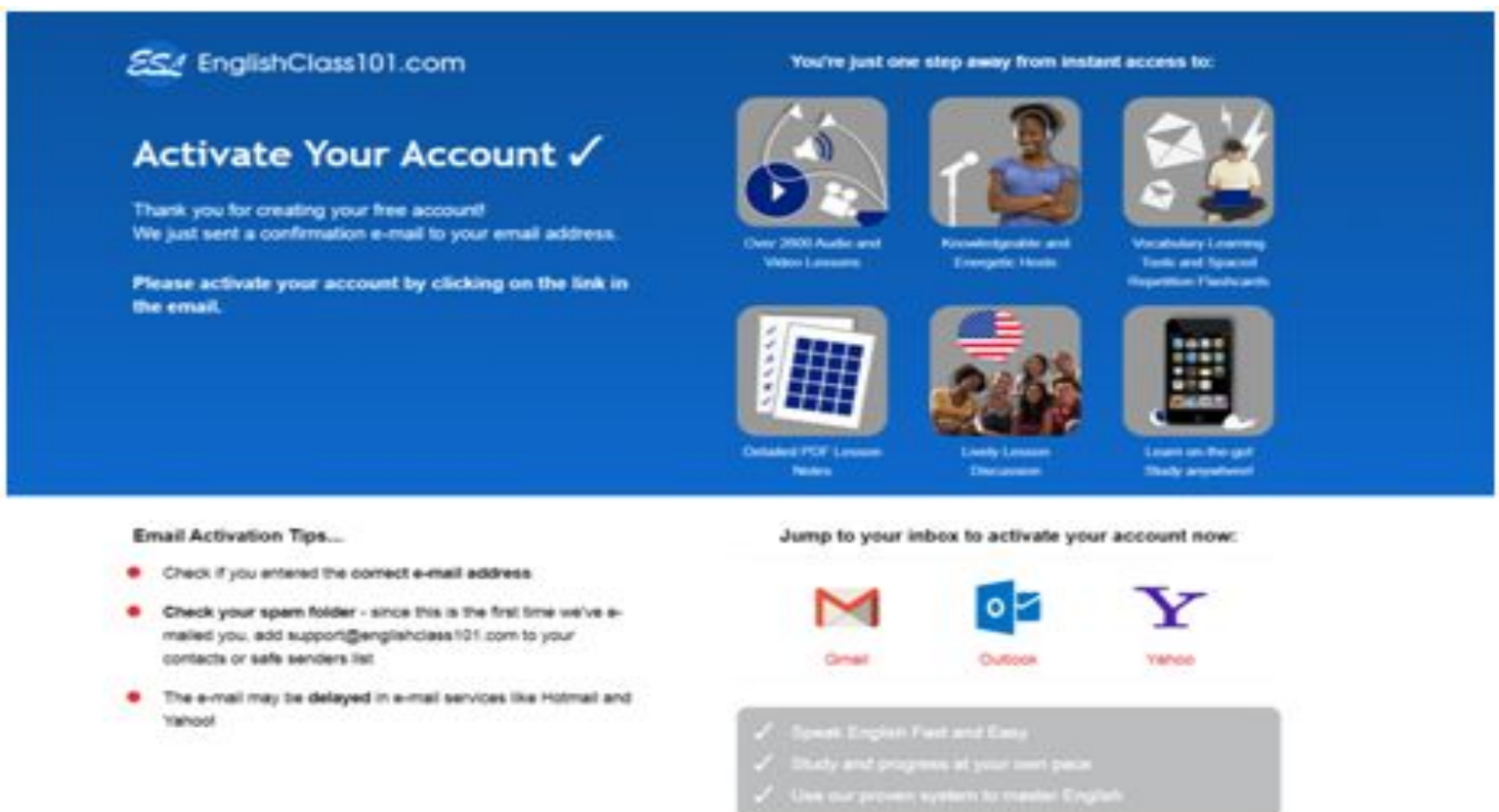
Available in 34 languages

Afrikaans	Arabic	Bulgarian
Cambodian	Chinese	Croatian
Czech	Danish	Dutch
English (UK)	English (US)	Filipino
French	French	German
Greek	Hebrew	Hindi
Hungarian	Indonesian	Italian
Japanese	Korean	Malaysian
Mongolian	Nepali	Norwegian
Persian	Polish	Portuguese
Portuguese (Brazil)	Romanian	Russian
Serbian	South Vietnamese	Spanish
Spanish (Costa Rican)	Spanish (Berlin)	Spanish (Mexican)
Spanish (Peruvian)	Swedish	Swedish
Thai	Turkish	Ukrainian
Urdu	Vietnamese	

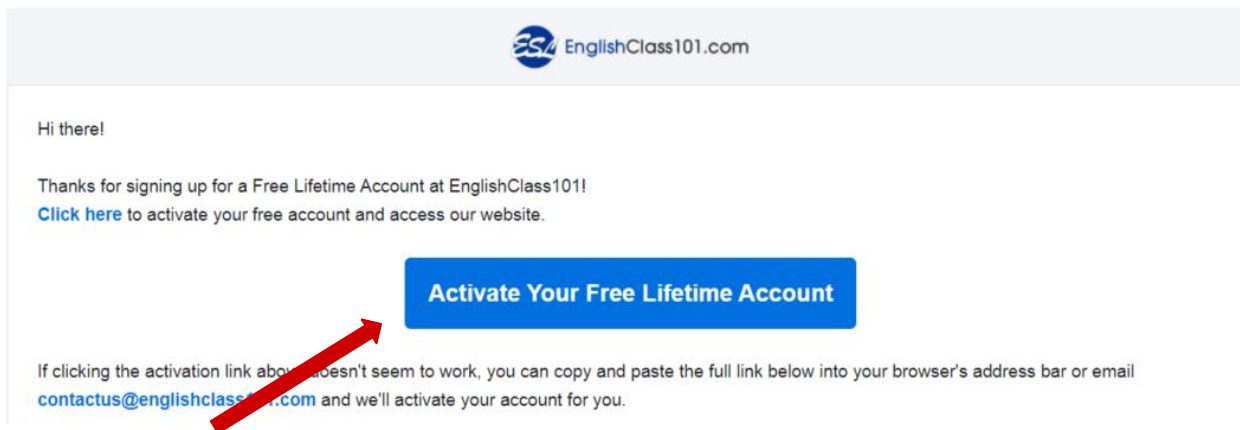
- Click on **“No thanks”** if you are asked if you would like to sign up for the word of the day emails.



- Now, you should have reached a page like the one below that says you need to activate your account by verifying your email.



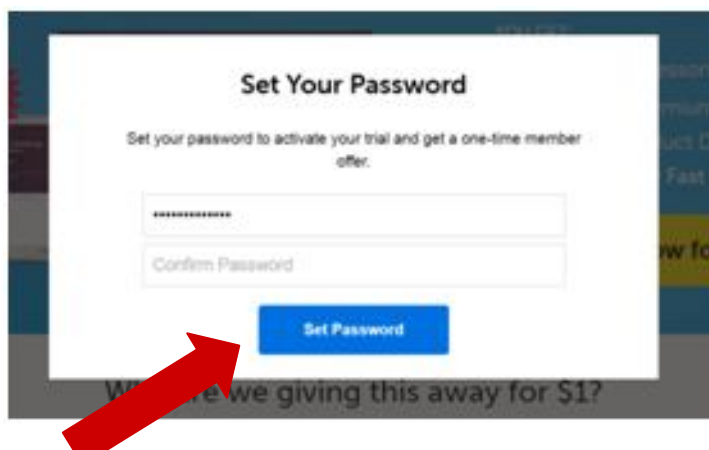
- Go to the email account that you used to sign up for the EnglishClass101 account (for example, Google Mail or Yahoo Mail). Login to your email and find the email that is from EnglishClass101 (support@englishclass101.com) and has the subject “**Activate Your EnglishClass101 Account**”. (Note: the e-mail may get sent to your Spam folder in your email account. So, check your Spam folder if you do not see the email in your Inbox.)
- Click on “**Activate Your Free Lifetime Account.**”



- You should now be on a page for EnglishClass101 that asks you to “**Set Your Password.**” Enter your password when it says “**Enter New Password.**”



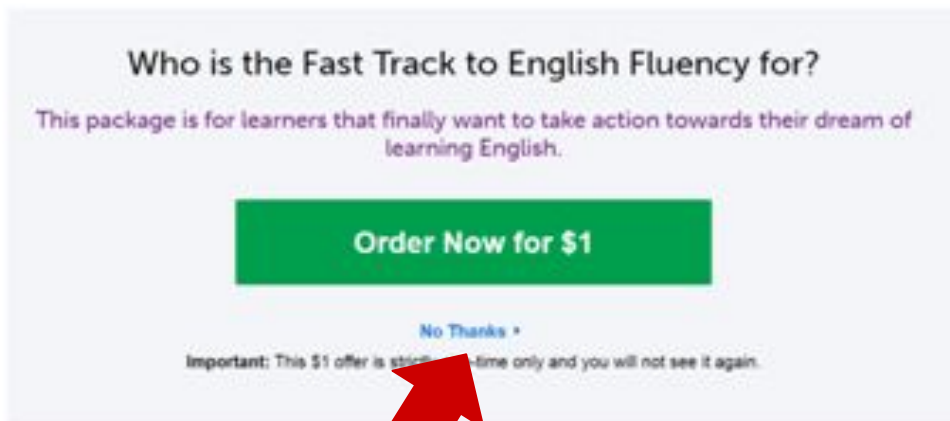
- Enter the same password again where it says “**Confirm Password.**”



- Click on “**Set Password**”.



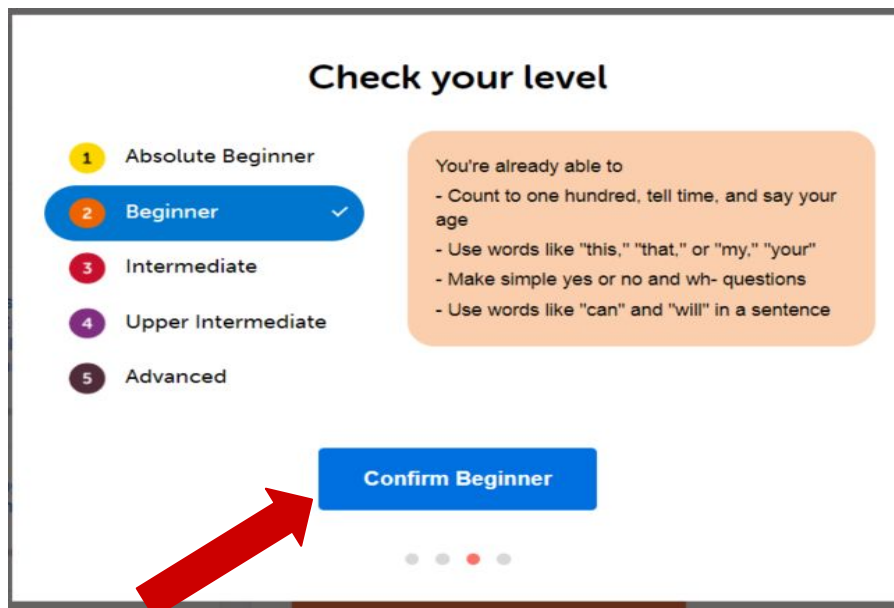
- If you are provided with an offer to purchase, click on “**No Thanks**” to continue to use the free version.



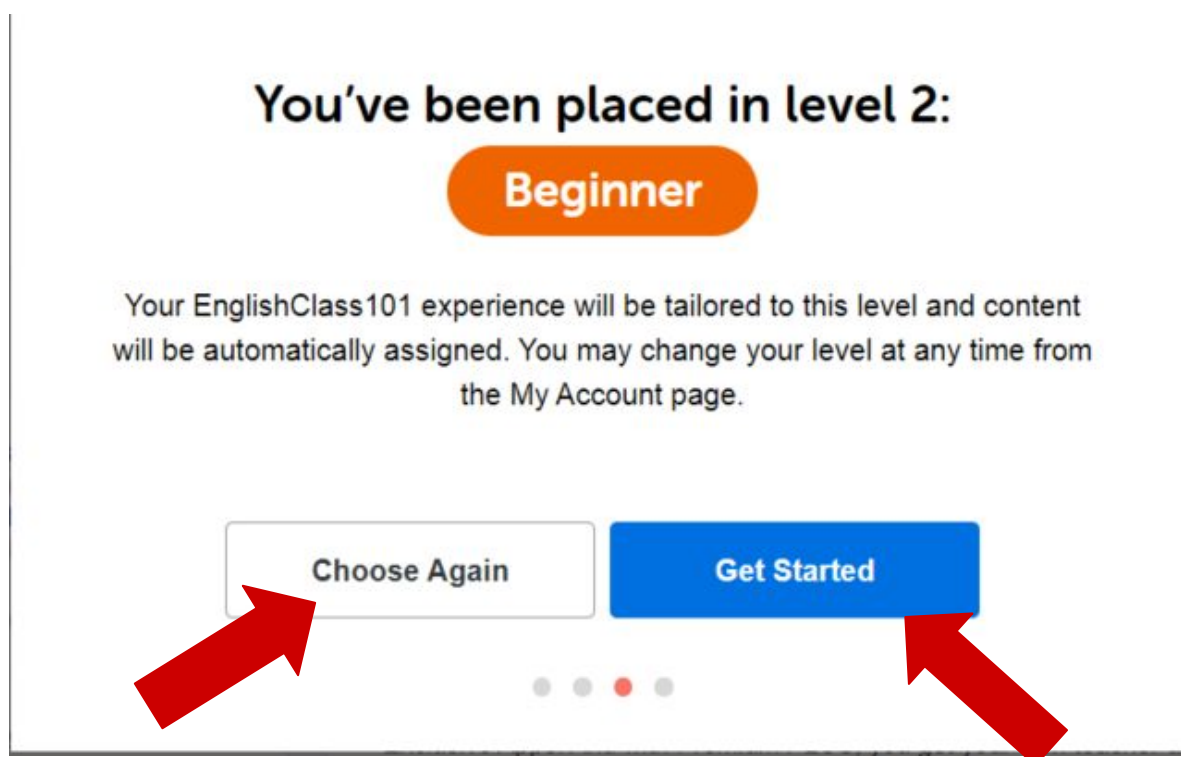
- Click “**Next**” when it says an account has been created with your e-mail address.
- Click “**Skip**” when asked about signing up for the Word of the Day emails.



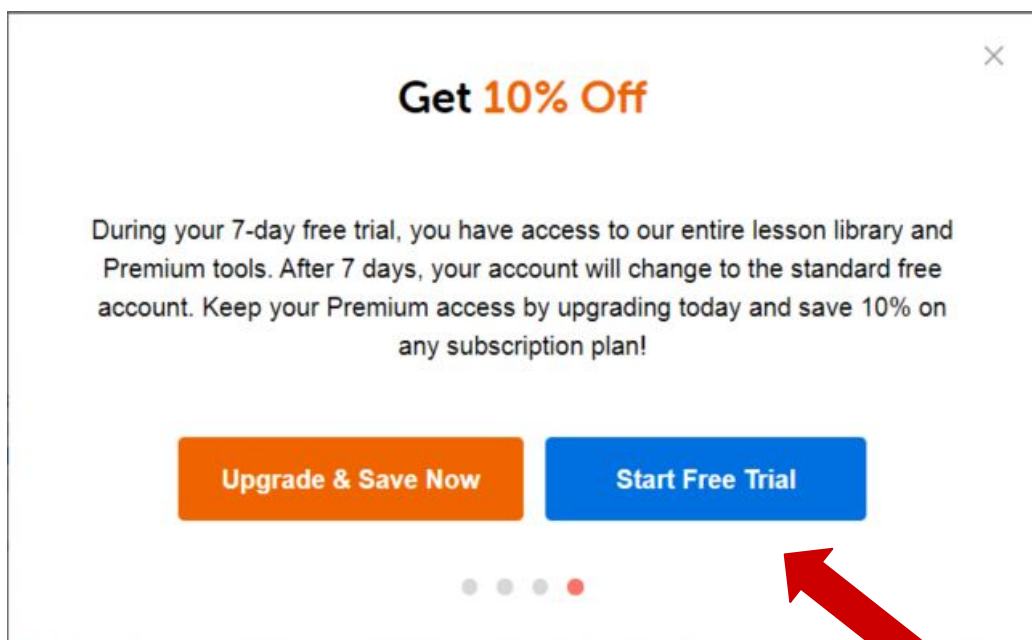
- Next, you are asked to check the level you previously selected for how much of the English language you know. If you would like to switch to a different level from the one you selected before, you should click on the level that best describes your English language skills.
- Click on “**Confirm**” after you have chosen a level..



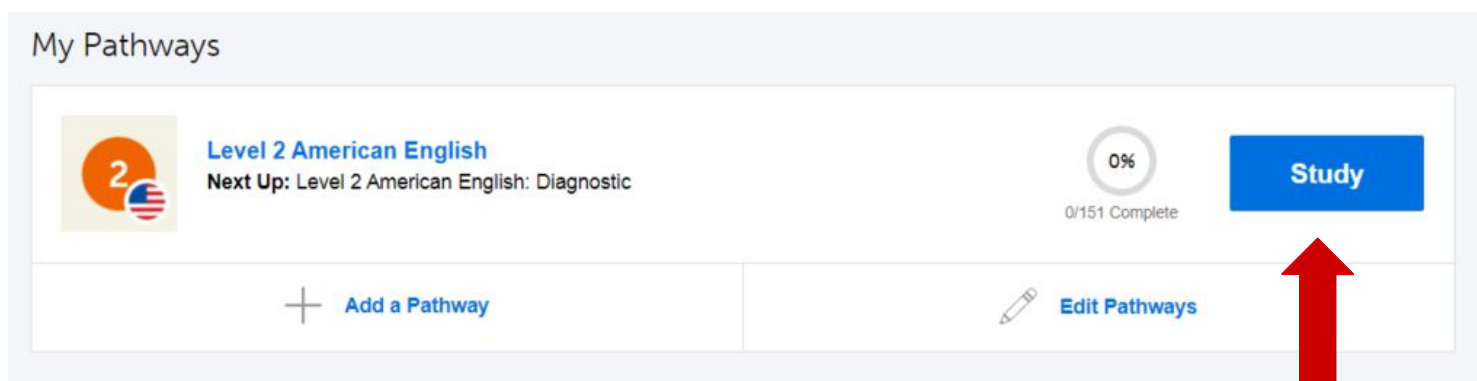
- The level that you selected is confirmed again. To start the lessons, click on “**Get Started**”.
- If you would like to change what level you begin courses, click on “**Choose Again.**”



- Click on “**Start Free Trial.**” **Reminder: after the 7 days ends, you will be able to continue using the free version of LanguagePod101 but you will not have access to all of the lessons.**



- Click on “**Study**” to begin your English language lessons.



Congratulations! You are ready to begin learning the English language on LanguagePod101!