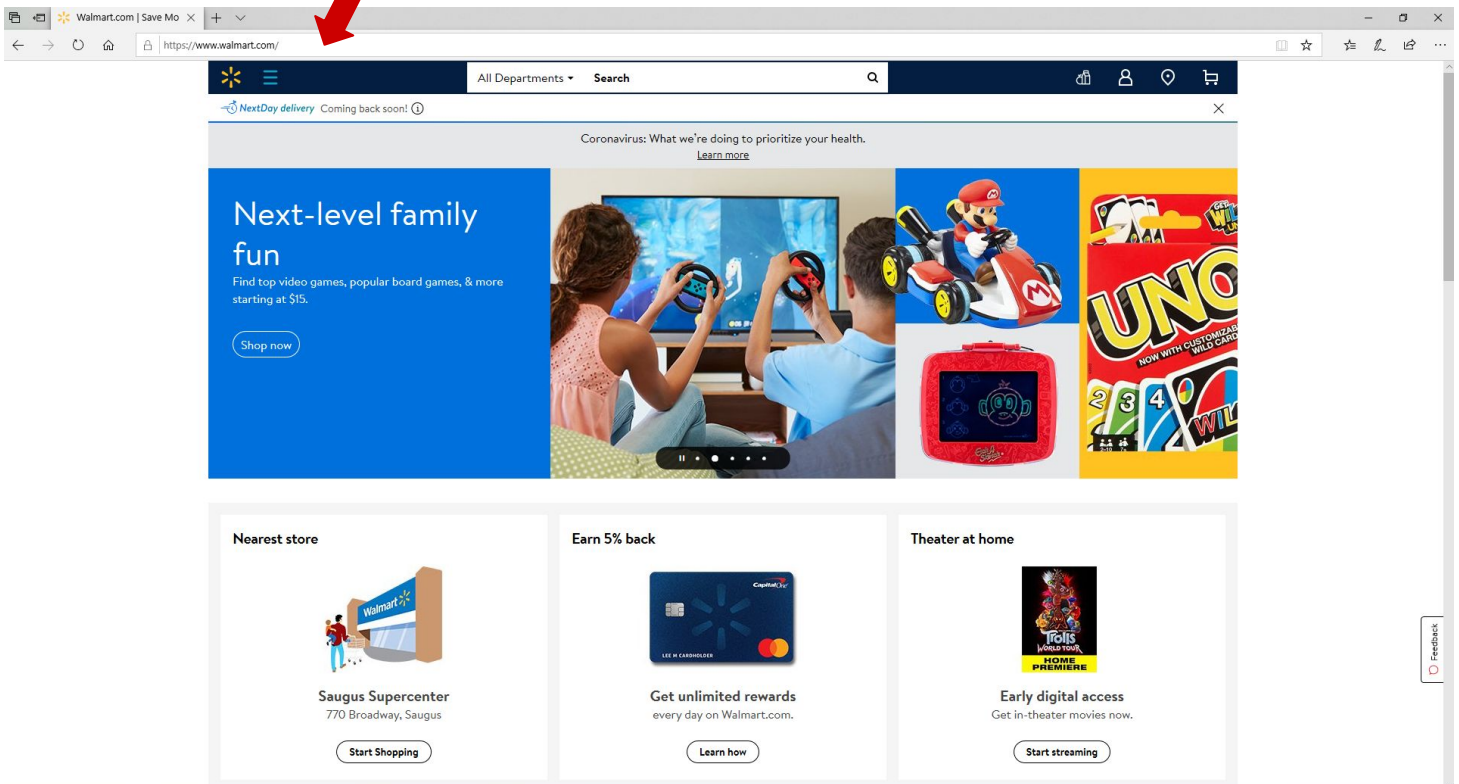


## Placing an Order at Walmart.com

Here are instructions for placing an order over the internet on the [walmart.com](http://www.walmart.com) website. Walmart typically offers free shipping and next day delivery when your order total is greater than \$35.00.

### Instructions

1. Open your internet browser (i.e. Chrome, Internet Explorer, Safari, etc.) and browse to [www.walmart.com](http://www.walmart.com)



Walmart.com | Save Mo x + v


https://www.walmart.com/


All Departments Search


NextDay delivery Coming back soon!

Coronavirus: What we're doing to prioritize your health. [Learn more](#)

Next-level family fun  
Find top video games, popular board games, & more starting at \$15.  
[Shop now](#)

Nearest store  
  
Saugus Supercenter  
770 Broadway, Saugus  
[Start Shopping](#)

Earn 5% back  
  
Get unlimited rewards every day on Walmart.com.  
[Learn how](#)

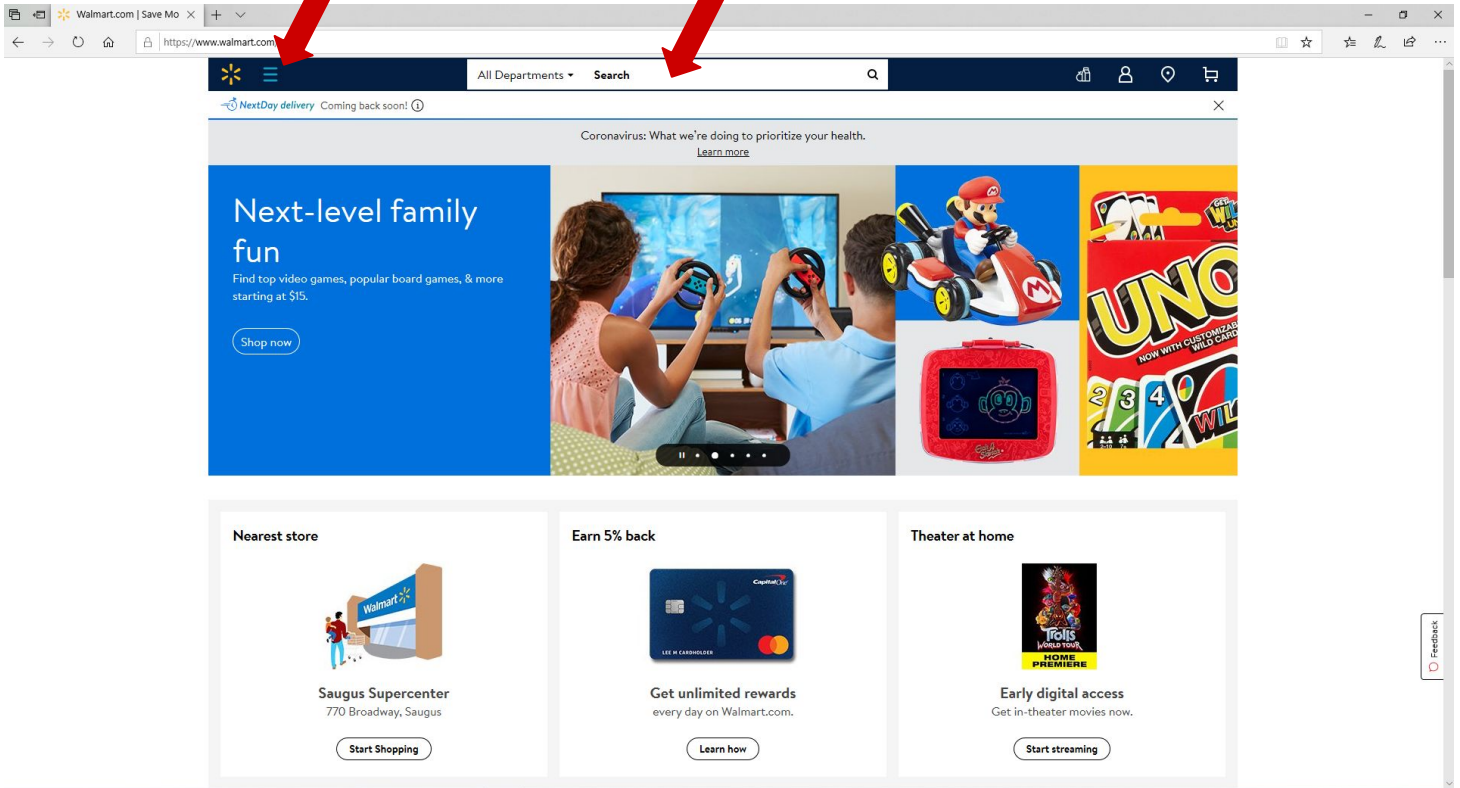
Theater at home  
  
Early digital access  
Get in-theater movies now.  
[Start streaming](#)

Feedback

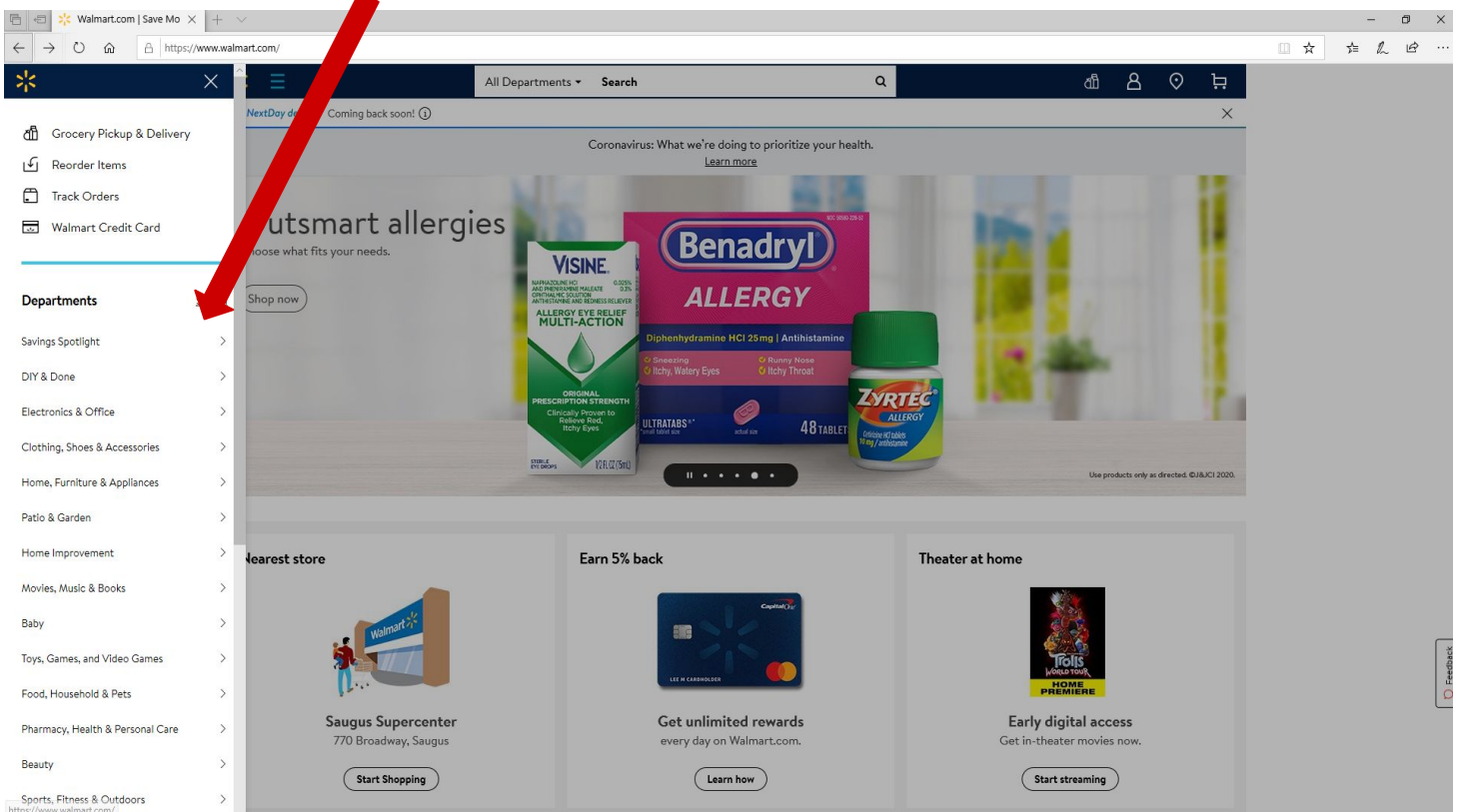
## 2. Search for an item or browse via the menu options.

Open menu options by clicking here

Search for item(s) here



After opening menu options, browse by clicking on any of these categories



3. Select an item. Choose color, size and quantity, if applicable. Then, add to your cart.

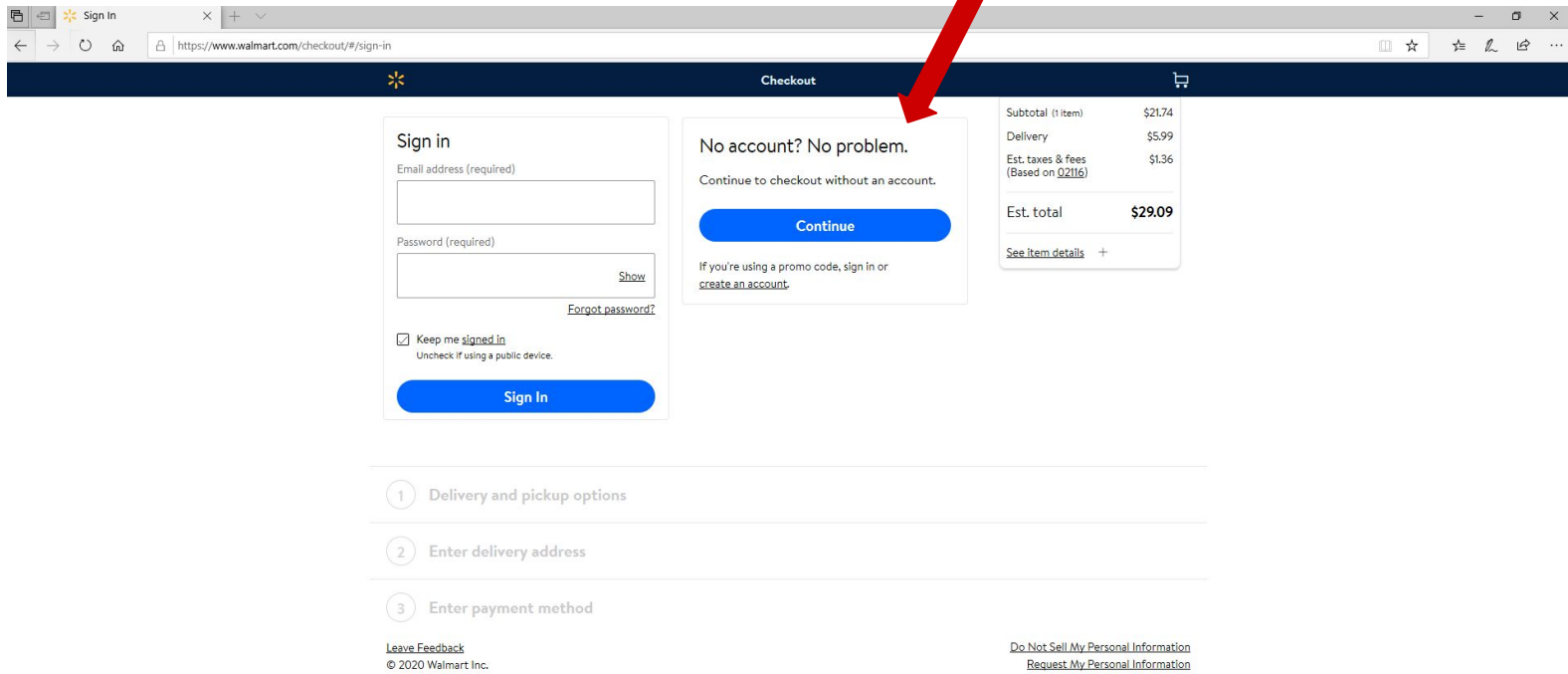
The screenshot shows the Walmart website interface. At the top, there's a navigation bar with the Walmart logo, a search bar, and icons for account, location, and cart. Below the navigation bar, there's a banner for "NextDay delivery" and a message about "Coronavirus: What we're doing to prioritize your health." The main content area features a breadcrumb trail: "Home Improvement / Heating, Cooling, & Air Quality / Fans / Pedestal Fans". The product title is "Lasko 16" Oscillating Pedestal Stand 3-Speed Fan, Model #S16500, Black". The price is \$21.74, with a list price of \$29.99. There are two color options: Black and White. The "Add to Cart" button is highlighted with a red arrow. Below the product image, there are "Add-on services" and a "Protection Plans" section. The quantity is set to 1. There are also links for "Add to List" and "Add to Registry".

4. Then, you may either select additional items (through search or browse via the menu options) or check out. You can always return to your cart by clicking the shopping cart icon the top right.

The screenshot shows the Walmart website interface for the cart page. The top navigation bar includes the Walmart logo, a search bar, and icons for account, location, and cart. The main content area features a breadcrumb trail: "Home Page / Home Improvement / Heating, Cooling, & Air Quality / Fans / Pedestal Fans". The cart summary shows "You just added 1 item (1 item in cart)". The item is "Lasko 16" Oscillating Pedestal Stand 3-Speed Fan, Model #S16500, Black". The price is \$21.74, with a list price of \$29.99. The quantity is 1. There are two color options: None, 2 Years - \$3.00, and 3 Years - \$3.76. The subtotal is \$21.74, delivery is \$5.99, and estimated taxes and fees are \$1.36. The estimated total is \$29.09. The "Check Out" button is highlighted with a red arrow. Below the cart summary, there's a section for "Customers also bought these products" with six items: Mainstays 71" Metal Floor Lamp, BLACK DECKER Easy Steam Anti-Drip Compact Steam Iron, GoGreen Power 6-Outlet Wall Tap, Tan, 16000TT, Mainstays Flexible Black Laundry Hamper, 20", Mainstays 72" Combo Floor Lamp with Adjustable Reading Lamp, and Hyper Tough 50FT 16/3 Green Outdoor Extension Cord.

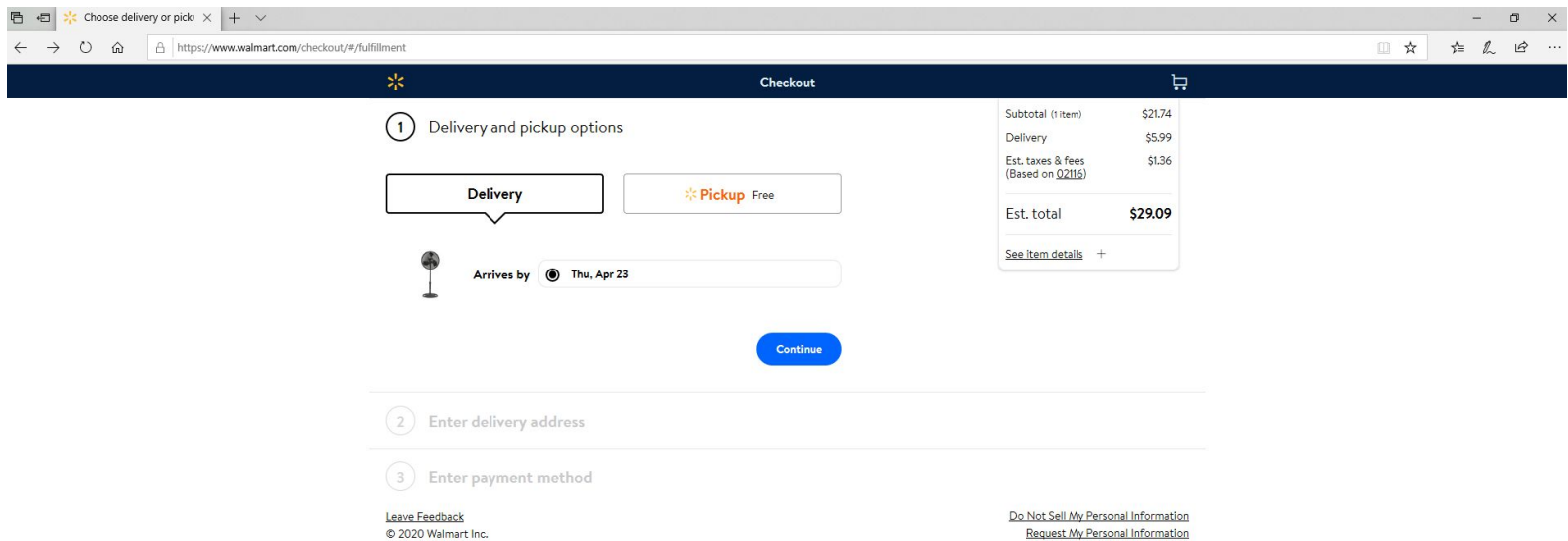
## 5. Sign into your Walmart account or continue to checkout without an account

If you do not have a Walmart account, click here



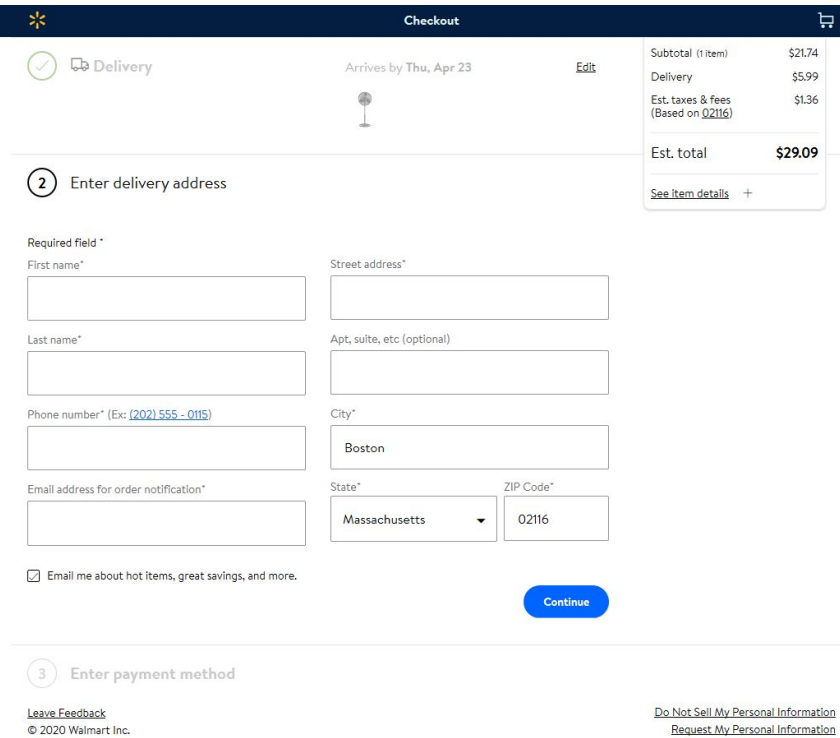
The screenshot shows the Walmart checkout sign-in page. The browser address bar displays <https://www.walmart.com/checkout/#/sign-in>. The page features a 'Sign in' form with fields for 'Email address (required)' and 'Password (required)', a 'Show' button, a 'Keep me signed in' checkbox, and a 'Sign In' button. A 'Forgot password?' link is also present. To the right, a 'No account? No problem.' section offers to 'Continue to checkout without an account.' with a blue 'Continue' button. Below this, it says 'If you're using a promo code, sign in or [create an account.](#)' A shopping cart summary on the right shows: Subtotal (1 item) \$21.74, Delivery \$5.99, Est. taxes & fees (Based on 02116) \$1.36, and an Est. total of \$29.09. A 'See item details +' link is also visible. At the bottom, there are three steps: 1. Delivery and pickup options, 2. Enter delivery address, and 3. Enter payment method. Footer links include 'Leave Feedback', 'Do Not Sell My Personal Information', and 'Request My Personal Information', along with '© 2020 Walmart Inc.'

## 6. Select delivery or pickup.



The screenshot shows the Walmart checkout 'Choose delivery or pickup' page. The browser address bar displays <https://www.walmart.com/checkout/#/fulfillment>. The page features two options: 'Delivery' (selected) and 'Pickup Free'. Below the 'Delivery' option, there is a clock icon and an 'Arrives by' field set to 'Thu, Apr 23'. A blue 'Continue' button is located below the options. The shopping cart summary on the right is identical to the previous screenshot: Subtotal (1 item) \$21.74, Delivery \$5.99, Est. taxes & fees (Based on 02116) \$1.36, and an Est. total of \$29.09. A 'See item details +' link is also visible. At the bottom, there are three steps: 1. Delivery and pickup options, 2. Enter delivery address, and 3. Enter payment method. Footer links include 'Leave Feedback', 'Do Not Sell My Personal Information', and 'Request My Personal Information', along with '© 2020 Walmart Inc.'

7. If you selected delivery, follow the prompts and input the address where you would like your item(s) delivered



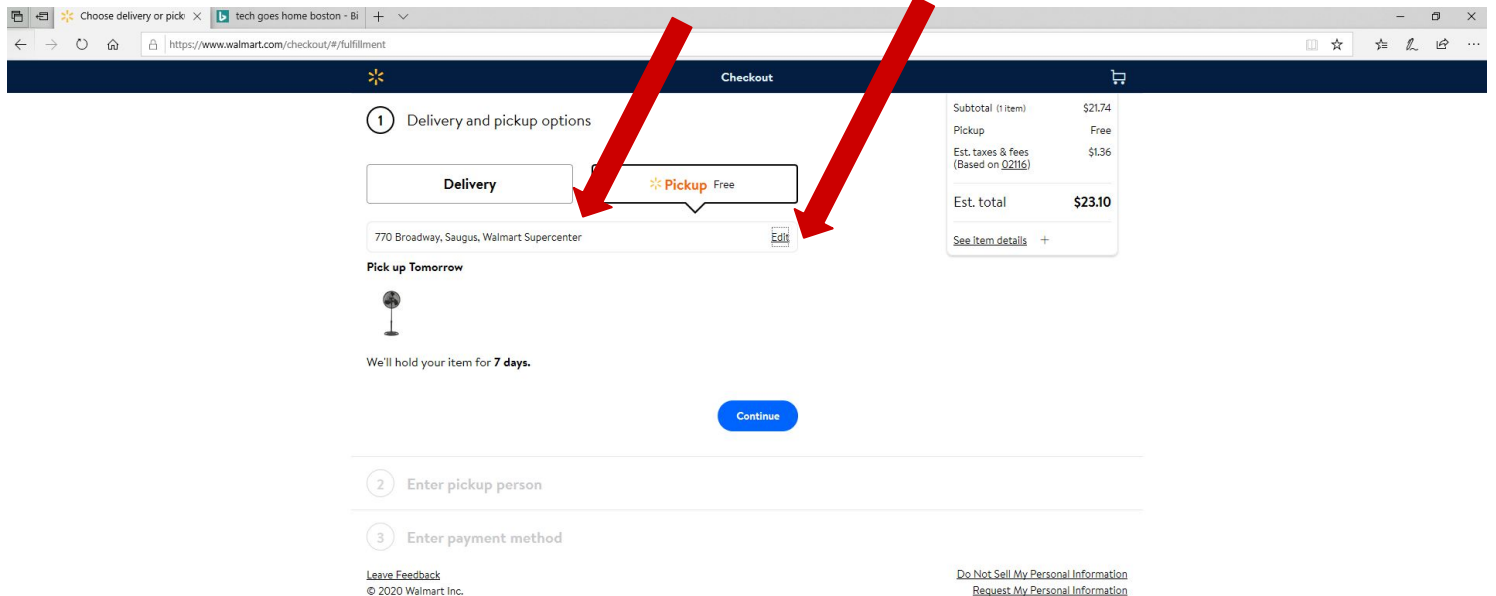
The screenshot shows the Walmart checkout page for a delivery order. At the top, there's a navigation bar with the Walmart logo, the word "Checkout", and a shopping cart icon. Below the navigation bar, there's a status bar indicating "Delivery" with a checkmark, "Arrives by Thu, Apr 23", and an "Edit" link. On the right side, there's a summary box showing: Subtotal (1 item) \$21.74, Delivery \$5.99, Est. taxes & fees (Based on 02116) \$1.36, and Est. total \$29.09. Below this, there's a link "See item details +".

The main content area is titled "2 Enter delivery address". It contains several form fields: "First name\*", "Last name\*", "Phone number\*" (with a hint "(Ex: (202) 555 - 0115)"), "Email address for order notification\*", "Street address\*", "Apt, suite, etc (optional)", "City\*" (with "Boston" entered), "State\*" (with a dropdown menu showing "Massachusetts"), and "ZIP Code\*" (with "02116" entered). There's a checkbox "Email me about hot items, great savings, and more." and a blue "Continue" button.

At the bottom, there's a section "3 Enter payment method" with links for "Leave Feedback", "Do Not Sell My Personal Information", and "Request My Personal Information", and a copyright notice "© 2020 Walmart Inc."

7a. If you selected pickup, ensure the Walmart you want to pick up from is selected. If not, click edit.

Check the correct Walmart is shown If not, click edit



The screenshot shows the Walmart checkout page for a pickup order. At the top, there's a navigation bar with the Walmart logo, the word "Checkout", and a shopping cart icon. Below the navigation bar, there's a status bar indicating "Delivery and pickup options" with a checkmark. On the right side, there's a summary box showing: Subtotal (1 item) \$21.74, Pickup Free, Est. taxes & fees (Based on 02116) \$1.36, and Est. total \$23.10. Below this, there's a link "See item details +".

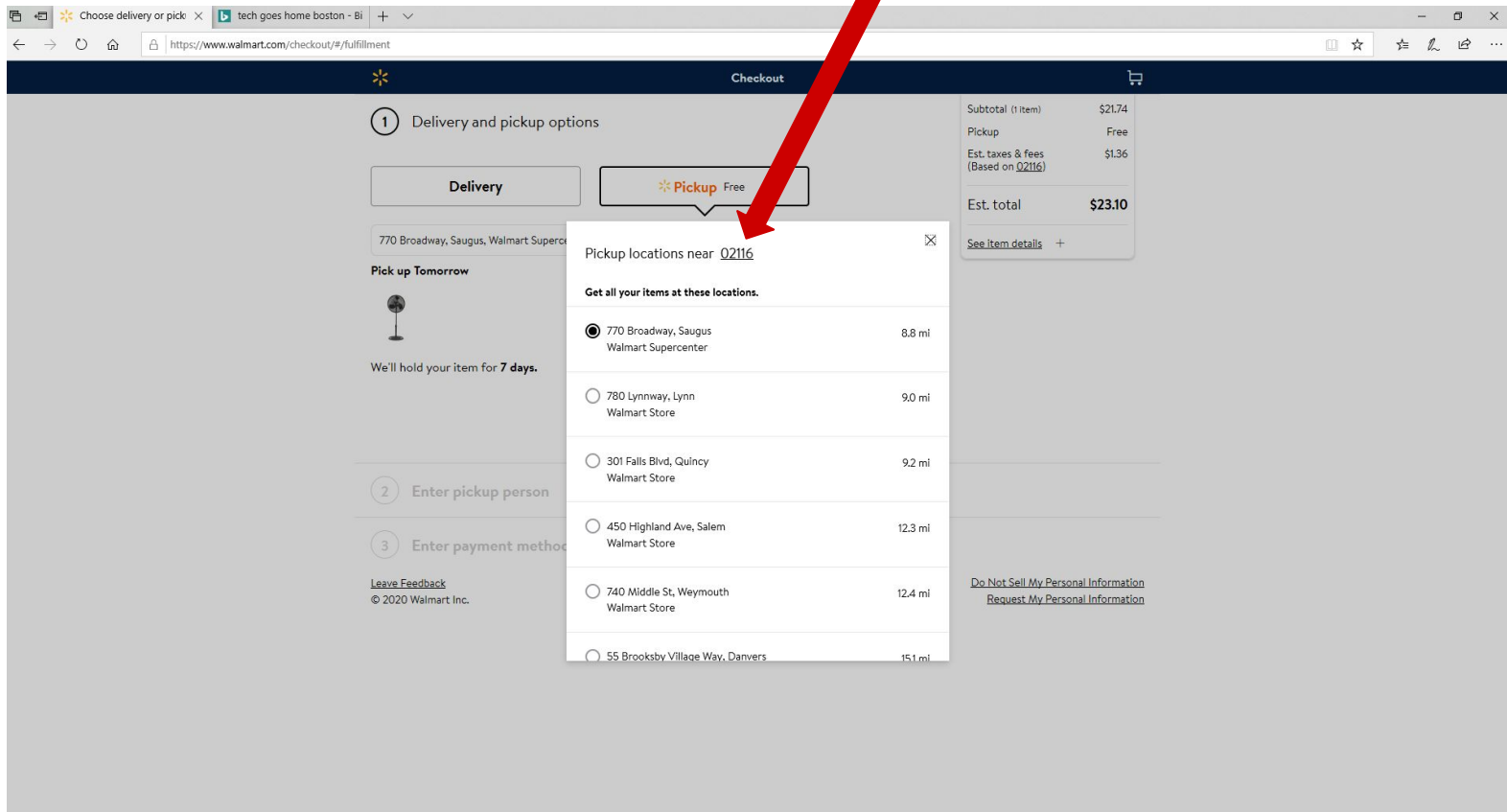
The main content area is titled "1 Delivery and pickup options". It contains two buttons: "Delivery" and "Pickup Free". Below the "Pickup Free" button, there's a text box showing "770 Broadway, Saugus, Walmart Supercenter" and an "Edit" link. Below this, there's a "Pick up Tomorrow" section with a clock icon and the text "We'll hold your item for 7 days." and a blue "Continue" button.

At the bottom, there's a section "2 Enter pickup person" and "3 Enter payment method" with links for "Leave Feedback", "Do Not Sell My Personal Information", and "Request My Personal Information", and a copyright notice "© 2020 Walmart Inc.".

Two red arrows point from the text "Check the correct Walmart is shown" to the "Pickup Free" button and the address text box. Another red arrow points from the text "If not, click edit" to the "Edit" link.

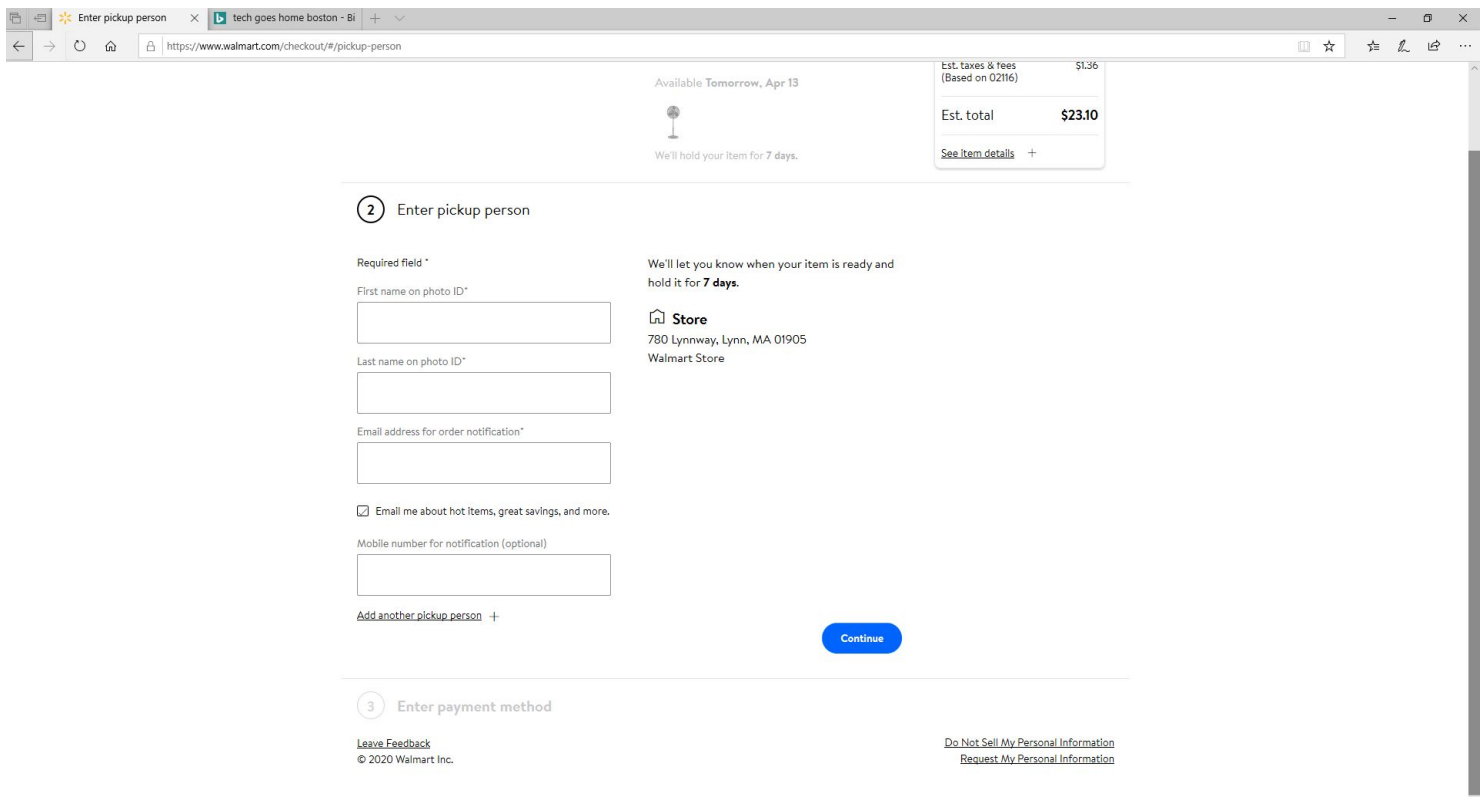
7a. If you selected pickup and then edit, choose the correct Walmart from the options shown. If the correct zip code is not shown, then click on the zip code to change it. When the right Walmart is shown, click continue.

Click here to change the zip code



The screenshot shows the Walmart checkout page at the 'Delivery and pickup options' step. The 'Pickup Free' option is selected. A red arrow points to the zip code '02116' in the 'Pickup locations near 02116' dropdown menu. The dropdown lists several Walmart locations with their distances: 770 Broadway, Saugus (8.8 mi), 780 Lynnway, Lynn (9.0 mi), 301 Falls Blvd, Quincy (9.2 mi), 450 Highland Ave, Salem (12.3 mi), 740 Middle St, Weymouth (12.4 mi), and 55 Brooksby Village Way, Danvers (15.1 mi). The background shows the checkout progress, a subtotal of \$21.74, and an estimated total of \$23.10.

7a. If you selected pickup, follow the prompts and input the details of the person who will be picking up the order (note: this may not be yourself. If a family member will go pickup from Walmart, please enter their information)



The screenshot shows the 'Enter pickup person' step of the Walmart checkout process. The form includes fields for 'First name on photo ID\*', 'Last name on photo ID\*', 'Email address for order notification\*', and 'Mobile number for notification (optional)'. There is a checkbox for 'Email me about hot items, great savings, and more.' and a 'Continue' button. The background shows the checkout progress, a subtotal of \$21.74, and an estimated total of \$23.10.



8. Follow the prompts and enter your payment information. Then, click “Review my Order”

3 Enter payment method

Credit card Gift card + More

\*required field

Card information Billing address

First name on card\* Jane

Last name on card\* Doe

Card number\*

Expiration date\* CVV\* ⓘ

MM YY

Phone number is required.

Same as delivery address

867 Boylston Street  
Boston, MA 02116

Review Your Order

Leave Feedback  
© 2020 Walmart Inc.

Do Not Sell My Personal Information  
Request My Personal Information

9. If everything looks correct, then click “Place My Order”

By clicking Place Order, you agree to Walmart's  
Updated [Privacy Policy](#) and [Terms of Use](#).

Place Order

10. Congratulations! You've now ordered from Walmart.com, and will wait for your packages to arrive. You should receive a confirmation email with your order details, and can contact Walmart with any questions (<https://help.walmart.com/>)